



Maryland Child Care Resource Network

Child Care Demographics

2021

Kent County Report

Kent County is located on the Eastern Shore of Maryland and is bounded by the Sassafras and Chester Rivers, the State of Delaware, and the Chesapeake Bay. The county is located within 90 minutes of three international airports and three major seaports. Route 301 provides a major north-south artery for commercial transportation, linking Maryland to Delaware and making the area a perfect location for warehouse and distribution operations.¹

With over 133,000 acres of farm land, 265 miles of tidal shoreline, Kent County is the perfect locale for emerging technologies including environmental, aquaculture, and agriculture businesses. ¹ Kent's nearly 680 businesses employ more than 6,500 workers.² Major employers include Angelica Nurseries Inc, Dixon Valve & Coupling, University of Maryland Shore Medical Center-Chestertown, and Washington College.³

1. <http://commerce.maryland.gov/Documents/ResearchDocument/AlleganyBef.pdf> Source: Maryland Department of Commerce, Brief Economic Facts, 2019.
2. https://data.bls.gov/cew/apps/table_maker/v4/table_maker.htm#type=1&year=2020&qtr=1&own=5&ind=10&supp=0 Source: U.S. Bureau of Labor Statistics, Quarterly Census of Employment and Wages, March 2020.
3. <https://www.dlir.state.md.us/lmi/emplists/> Source: Maryland Department of Labor, Major Employers List- Workforce Information & Performance, 2019

The Maryland Child Care Resource Network and Maryland Family Network, Inc. are co-publishers of this Baltimore County Report for the Network's Maryland Child Care Demographics Report series. The series includes reports for the State, for each of Maryland's 23 counties and the City of Baltimore.

This publication was produced as a work for hire for the benefit of, and with funds from, the Maryland State Department of Education.

Frequently Requested Child Care Information

Child Population 2010

Age Group	Number in age group
0-1	399
2-4	596
5-9	978
10-11	387
Total	2,360

Source: Maryland Department of Planning (MDP), 2010 Census Summary File 1.

Child Care Costs as Compared to Other Major Household Expenses

The estimated current median family income in Kent is \$67,534⁶. A family of four that included a couple and two children ages 0-23 months and 2-4 years can be expected to have the following yearly household expenses:

Expense	Cost	% of Income
Child Care	\$ 17,564	26.0%
Infant ¹	\$7,614	
Preschooler ²	\$9,950	
Food ³	\$ 11,219	16.6%
Housing ⁴	\$ 25,764	38.1%
Taxes ⁵	\$ 14,846	22.0%
Total	\$ 69,393	102.8%

¹ Average cost of full-time care in a family child care home (LOCATE, 2020).

² Average cost of full-time care in a child care center (LOCATE, 2020). ³National average cost of food at home based on a moderate cost plan (Cost of Food at Home Estimated for Food Plans at Four Cost Level, July 2020), U.S. Average, United States Department of Agriculture). ⁴Based on U.S. Bureau of the Census 2010 median selected owner costs with a mortgage; included mortgage, taxes, insurance and utilities. ⁵State and local taxes per Comptroller of Maryland (2020), Medicare and FICA taxes per moneychimp.com (2020). Taxes do not reflect Earned Income Credit. ⁶Current income as shown in the Geolytics Report dated July 2020. This data cannot be compared to previous data.

Average Weekly Cost of Full-time Child Care

Kent County	Family Child Care Programs	Child Care Centers
0-23 months	\$ 146.43	\$239.00
2-4 years	\$ 131.09	\$191.35
5 years ¹	\$ 126.25	\$201.57
School Age Full ²	\$ 121.43	\$175.00
School Age B/A ³	\$ 107.50	\$ 62.50

Source: MFN/LOCATE: Child Care, 6/20.

¹Average cost of full time care for a 5 year old. Defined as child being in full time child care or being in kindergarten and out-of-school child care, i.e., holidays, school closures and summers. ²Average cost of full time care for a 6+ school age child (out-of-school child care, i.e., holidays, school closures and summers). ³Average cost of before and after school child care.

Number of Kent Children under 12 with Mothers in the Work Force¹

2,056 – 77.7%² of total 2020 child population under 12 (2,646).

¹Source: MFN/LOCATE: Child Care. ²Percent based on 2010 census data. Total population number based on Geolytics, Inc. report, 2020.

Population Information

Child Population¹

	2000		2010	
	Kent	Maryland	Kent	Maryland
0-3 years	550	209,218	591	217,560
3-4 years	338	144,175	404	146,928
5 years	206	74,546	210	72,700
6-9 years	929	316,772	768	294,168
10-11 years	503	162,481	387	151,023
Total	2,526	907,192	2,360	882,379

Source: U.S. Bureau of the Census, 2000, 2010.

Female Population (selected ages)

Age Group	2000	2010
20-24	722	877
25-29	423	486
30-34	517	422
Total	1,662	1,785

Source: U.S. Bureau of the Census, 2000, 2010.

Work Force Information

Total Population Ages 16+ in Work Force

	Kent	Maryland
1990		
Female	5,121	1,570,193
Male	5,242	1,623,215
2000		
Female	4,730	1,351,034
Male	5,003	1,418,491
Change		
Female	8.3% (+)	16.2% (+)
Male	4.8% (+)	14.4% (+)

Source: U.S. Bureau of the Census, 2000, 2010 American Community Survey (ACS).

Females (16+) with Children

Age Group	2000	2010	Change
Total females (16+) with children under 6	349	1,236	N/A*
Total females (16+) with children under 6 in the work force	238	N/A*	N/A*
Total females (16+) with children 6-17	1,190	2,257	N/A*
Total females (16+) with children 6-17 in the work force	985	N/A*	N/A*

Source: U.S. Bureau of the Census, 2008-2010 ACS.
* Comparable data not available for 2010 census.

Total Population

	Kent	Maryland
2010	20,197	5,773,552
2000	19,197	5,296,486
1995	18,750	5,046,079
1990	17,842	4,780,753
1980	16,695	4,216,975

Source: U.S. Bureau of the Census, 2010, 2000, 1990, 1980.

Male Population (selected ages)

Age Group	2000	2010
20-24	664	777
25-29	408	489
30-34	472	433
Total	1,544	1,699

Source: U.S. Bureau of the Census, 2000, 2010.

Households

	2000	2010
Total household population	17,849	18,671
Total # of households	7,666	8,165
Average household size	2.33	2.29

Source: U.S. Bureau of the Census, 2000, 2010.

Census Information

Families and Poverty

	2000	%	2010	%	%Change
All Families	5,136	100%	5,272	100%	2.6%(+)
Families Below Poverty Level	478	9.3%	348	6.6%	27.2%(-)
All Families w/Children Under 6**	402	N/A*	433	100%	N/A*
Families w/Children Under 5 Below Poverty Level	146	N/A*	N/A*	7.9%	N/A*
All Families w/Children Under 18	2,014	100%	1,740	100%	13.6%(-)
Families w/Children Under 18 Below Poverty Level	324	16.1%	268	15.4%	17.3%(-)

Source: U.S. Bureau of the Census, 2000, 2010. Prepared by MDP.

*Comparable data not available from 2010 Census.

Educational Attainment

	Kent	%Adult Pop. Over 25 Yrs	Maryland	%Adult Pop. Over 25 Yrs
High School Grad or Higher	12,174	85.8%	3,410,847	88.1%
Bachelor's Degree or Higher	4,244	29.9%	1,396,843	36.1%

Source: U.S. Bureau of the Census, 2008-2010 ACS.

Children and Poverty

	2000	%	2010	%	%Change
Total Related Children Under 18	3,523	100%	3,067	100%	12.9%(-)
Total Children Under 18 Below Poverty Level	690	19.6%	745	24.3%	8.0%(+)
Total Children Under 5 Below Poverty Level	208	26.5%	N/A*	36.5%	N/A*
Total Children 5-17 Below Poverty Level	482	17.6%	N/A*	18.8%	N/A*

Source: U.S. Bureau of the Census, 2000, 2010. Prepared by MDP.

*Comparable data not available from 2010 Census.

Families

Kent

	Total	Total # of All Families With Related Children Under Age 6	Total # of All Families With Related Children Under Age 18
2000	5,136	402	2,014
2010	5,272	511	1,954
Change	2.6%(+)	27.1%(+)	3.0%(-)

Maryland

	Total	Total # of All Families With Related Children Under Age 6	Total # of All Families With Related Children Under Age 18
2000	1,358,318	150,011	662,172
2010	1,447,002	170,870	728,045
Change	6.5%(+)	13.9%(+)	9.9%(+)

Source: U.S. Bureau of the Census, 2000, 2010. Prepared by MDP.

Income, Unemployment and Housing Information

Annual Wage Rate Information

Public School Teacher Salary Average (Kent County)	\$61,604
Public School Teacher Salary Average (MD)	\$73,444
Nonpublic School teacher Average (Maryland)	\$58,602
Family Child Care Provider (Maryland)	\$40,375
Child Care Center Director (Maryland)	\$41,168
Center Senior Staff/Teacher (Maryland)	\$26,054
Center Aide (Maryland)	\$18,183

Sources: MSDE, Jan 2020, Association of Independent Maryland Schools (AIMS), 2019-20 school year, and MFN's 2020 Statewide Survey of Family Child Care Providers and Child Care Centers.

Family Income

Median Family Income, 2010 Census

Kent	\$65,060
Maryland	\$83,137

Source: U.S. Bureau of the Census, 2010 ACS.

Median Household Income¹:

Kent	\$53,952
Maryland	\$72,462

Income Distribution

Percent Households

	Kent	Maryland
under \$25,000	20.0%	13.6%
\$25,000 - \$49,999	24.9%	16.6%
\$50,000 - \$74,999	16.5%	16.0%
\$75,000 +	38.5%	53.9%

Source: ¹GeoLytics, Inc. report, 2020. U.S. Bureau of the Census, 2014-2018 American Community Survey 5-Year Estimates. Data is not directly comparable to 2010 or earlier reports.

NOTE: Percentages may not total 100% because of rounding.

Unemployment Rate

	Kent	Maryland
2000	3.6%	3.4%
2001	3.2%	4.0%
2002	3.3%	3.9%
2003	3.4%	4.1%
2004	3.7%	3.9%
2005	3.2%	3.9%
2006	3.3%	3.7%
2007	3.6%	3.6%
2008	4.6%	4.5%
2009	7.1%	7.1%
2010	7.5%	7.3%
2011	7.4%	7.2%
2012	6.3%	6.5%
2013	6.4%	6.2%
2014	5.8%	5.6%
2015	4.9%	5.0%
2016	4.5%	4.5%
2017	4.6%	4.3%
2018	4.8%	4.5%
2019	4.2%	3.9%
2020	7.5%	8.3%

Maryland Department of Labor, Licensing and Regulation (DLLR) 6/2020.

Housing Information

	Kent	Maryland
Owner-Occupied housing	5,829 (76%)	1,426,267 (67%)
Renter-Occupied housing	1,842 (24%)	701,172 (33%)

Note: Percentage is based on total occupied housing units.

	Kent	Maryland
Mean value of Owner-Occupied Housing	\$279,400	\$301,400
Median Selected Monthly Owner Costs With a Mortgage	\$2,147	\$2,016
Median Gross Residential Monthly Rent	\$802	\$1,131

Source: U.S. Bureau of the Census, 2010 ACS.

Supply of Regulated Early Childhood Programs and Education

Children's Programs by Type with Capacity/ Enrollment

	# of Programs	Open on 6/30/2020 ²	Capacity ¹
Family Child Care Providers	17	17	134
*OCC Licensed Group Programs	5	N/A	209
8-12 Hour Child Care Centers	2	2	123
Infant/Toddler	2	2	33
Part-Day	0	0	N/A
Before/after School (School & Center-Based)	3	2	161
Employer-Sponsored Centers	0	0	0
Youth Camps	12	0	N/A
Nursery Schools	3	1	N/A
Private Kindergarten	3	1	N/A
**Head Start	2	0	34
***Public Pre-Kindergarten Sites	5	0	N/A

¹Capacity total refers to capacity prior to COVID-19 restrictions. Capacity during COVID-19 restrictions is not available.

²Reflects the number of providers that were open as of June 30, 2020 during COVID-19 restrictions.

*Note: Numbers do not total because facilities may have more than one type of program. Unless otherwise indicated, all programs are privately funded.

** Federally funded programs which include Head Start, Early Head Start and Home-based Head Start.

***State funded.

Source: MFN/LOCATE Child Care, 6/20; Maryland State Department of Education; Department of Health and Mental Hygiene.

Education

Public and Private Schools (Elementary and Middle)

	Public	Private*
Elementary Schools	3	0
Middle Schools	1	0
Combined	0	4

Elementary School Enrollment

	Public	Private*
Pre-Kindergarten	117	92
Kindergarten	135	27
Grades 1 - 6	817	164
Total	1,069	283

Source: MSDE, 2019-20 school year. Enrollment figures are for September 30, 2019. Private schools include MSDE approved schools and those operated by a tax-exempt religious organization which hold a letter of exemption from approval in accordance with State law.

*Self reported data from Maryland Nonpublic Schools as reported to MSDE.*Self reported data from Maryland Nonpublic Schools as reported to MSDE.

Density of Family Providers and Center Programs by Community/Zip Code

The following chart shows the number of registered family child care providers and licensed full-day child care centers in Kent as of June 30, 2020.

Community/ Zip Code	Family Providers	8-12 Hour %	Centers	%
Chestertown 21620	2	11.8	2	100.0
Galena 21635	3	17.6	0	0.0
Kennedyville 21645	1	5.9	0	0.0
Millington 21651	4	23.5	0	0.0
Rock Hall 21661	3	17.6	0	0.0
Worton 21678	4	23.5	0	0.0
Totals	17	100.0%	2	100.0%

Source: MFN/LOCATE: Child Care, 6/20.

Supply of Regulated Child Care

Density of Regulated Family Child Care Homes in Kent County

1 dot = 1 home



Source: MFN/LOCATE: Child Care, 6/20.

Density of Licensed 8-12 Hour Child Care Centers in Kent County

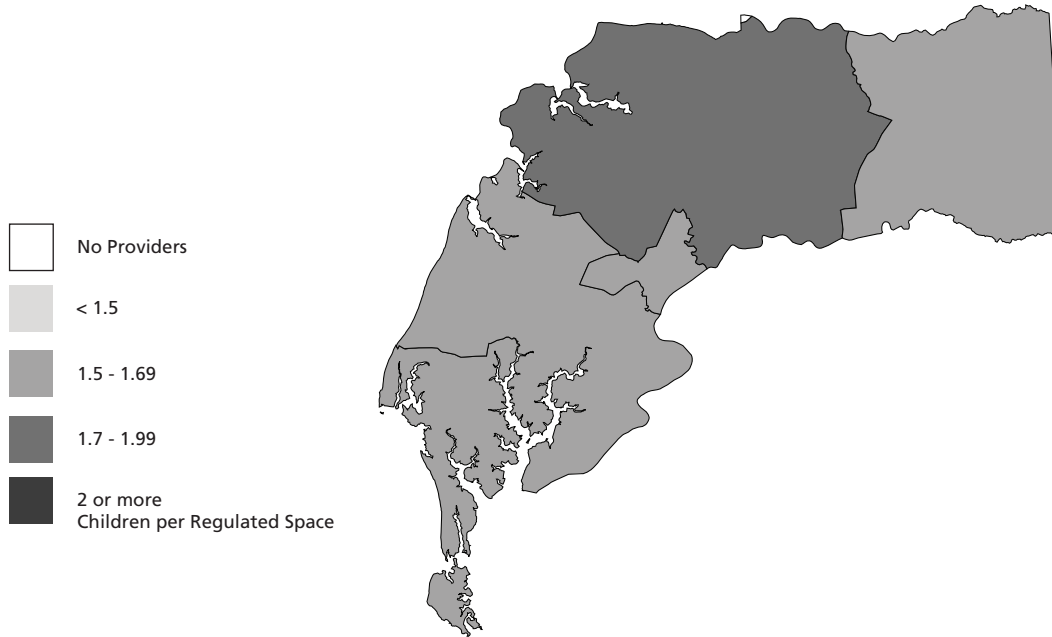
1 dot = 1 center



Source: MFN/LOCATE: Child Care, 6/20.

Supply of Regulated Child Care

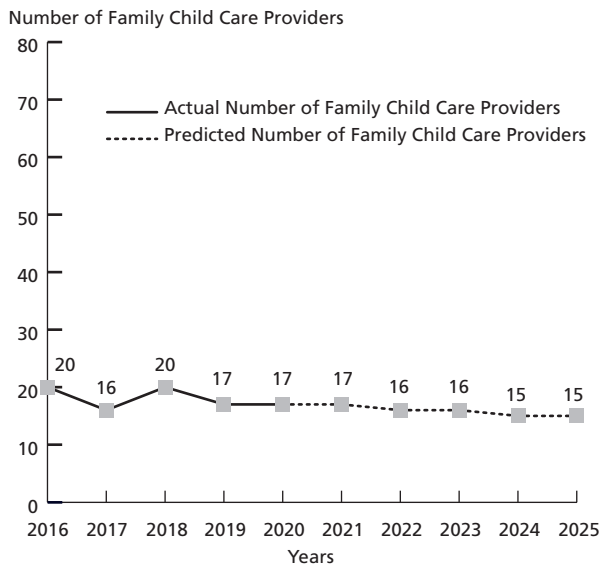
Number of Children 0-5 Years Per Regulated Child Care Space by Census Tract



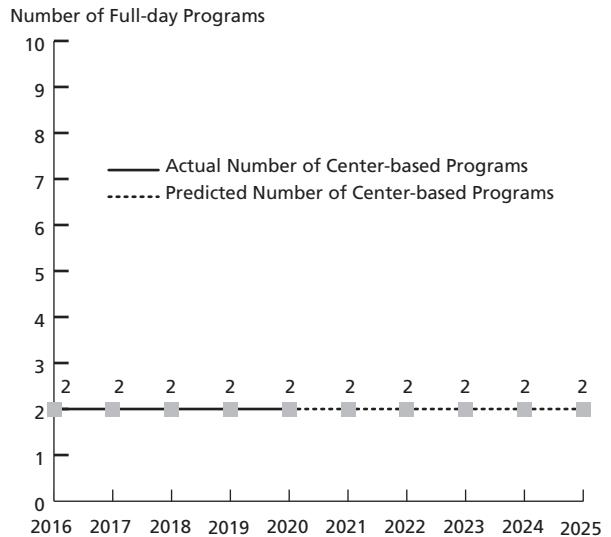
This map is based on census tracts defined by the U.S. Bureau of the Census. It does not accurately delineate land/water boundaries in some census tracts. Sources: U.S. Bureau of the Census, 2010. MFN/LOCATE: Child Care, 6/20.

Past and Anticipated Growth Patterns for Family/Center Providers

Family Child Care Providers in Kent 2016-2025



Center-based Programs in Kent 2016-2025 Full-day (8 to 12 hours)



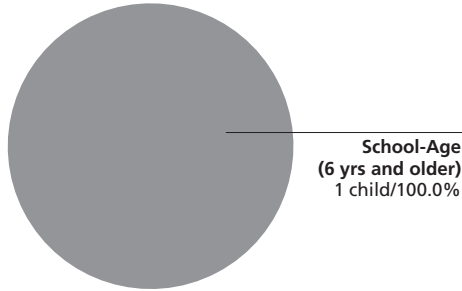
These predictions were generated with the use of the Multiple Regression Analysis and Forecasting template. The predictions generated by the Model do not reflect the effects of current changes to social programs affecting child care. Source: MFN/LOCATE: Child Care, 6/20.



Demand for Child Care

Children Served by Age

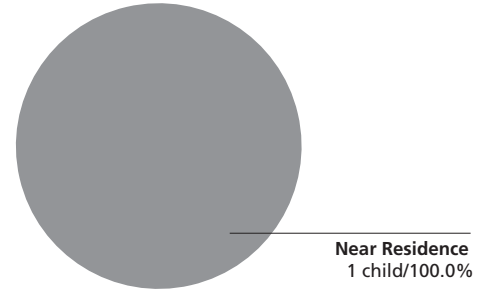
N=1



Source: LOCATE: Child Care at Maryland Family Network, Baltimore (7/1/19-6/30/20).

Children Served by Locational Preferences for Care

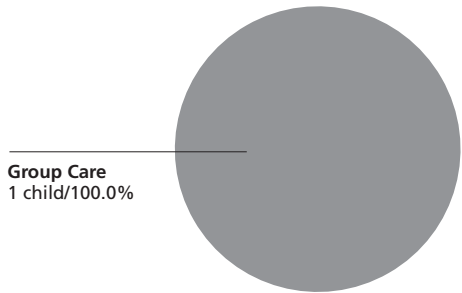
N=1



Source: LOCATE: Child Care at Maryland Family Network, Baltimore (7/1/19-6/30/20).

Children Served by Type of Care Preferred

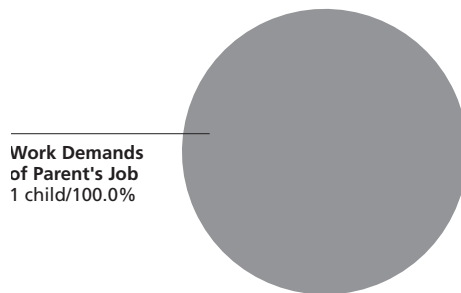
N=1



Source: LOCATE: Child Care at Maryland Family Network, Baltimore (7/1/19-6/30/20).

Reason Child Care is Needed

N=1



Source: LOCATE: Child Care at Maryland Family Network, Baltimore (7/1/19-6/30/20).

Demand for Child Care

Number of Children Served by LOCATE: Child Care
1 child (7/1/19-6/30/20)

Full-time or Part-time Care Needs of Children Served N=1

Full-time: 1 child (100.0%)

Part-time: 0 child (0.0%)

Source: LOCATE: Child Care at Maryland Family Network, Baltimore (7/1/19-6/30/20).

Child Care Scholarship Program (CCS)*

LOCATE Calls received from parents with children eligible for Child Care Scholarship
1 (100.0% of all calls)

LOCATE Calls received from parents with children receiving Child Care Scholarship
0 (0.0% of all calls)

Source: LOCATE: Child Care at Maryland Family Network, Baltimore (7/1/19-6/30/20).
* Formerly Child Care Subsidy Program

Supply of Child Care

Child Care Scholarship Program (CCS)*

Family Child Care Providers willing to care for CCS children in Kent County
1 (5.9% of total family child care providers)

Child Care Centers willing to care for CCS children in Kent County
1 (50.0% of total child care centers)

LOCATE: Child Care at Maryland Family Network Baltimore, June 2020.
* Formerly Child Care Subsidy Program

Kent County FY20 Allocation (estimated)
\$133,267 = 28 full-time children

Additional Expenditures due to COVID-19 (actual)
\$326,416 = April, May & June 2020 aggregate

Source: Maryland State Department of Education, Office of Child Care.

Special Needs Child Care

Family providers who serve/have served children with special needs
6 (35.3% of total family child care providers in Kent)

Centers who serve/have served children with special needs
2 (100.0% of total child care centers in Kent)

Source: LOCATE: Child Care at Maryland Family Network, Baltimore (7/1/19-6/30/20).



Definitions

Before/After-School Care: School-Age child care offers care to children enrolled in Kindergarten or above. Care is provided before and/or after school and during school holidays/vacations. Programs are licensed by the Office of Child Care. Programs may operate from a school building or other licensed facility.

Census of Population and Housing: There are two versions of the Census questionnaire: a short form which asks a limited number of population and housing questions of all households, and a long form questionnaire which asks additional social and economic questions of a sample of all households. The user should note that data obtained from a sample are subject to sampling variability, and that there are limitations to many of these data.

Child Care: The care or supervision of a child when the child's parent has given the child's care over to another for some portion of a 24-hour-day as a supplement to the parent's primary care of the child. (OCC)

Child Care Center: Child care provided in a facility that, for part or all of the day, provides care to children in the absence of the parent. Centers are licensed by the Office of Child Care.

Child Care Scholarship Program (CCS)*: Provides financial assistance to eligible families in securing care for their children in registered family child care homes or licensed child care centers while parents/guardians are attending school, working, or in job training.

Children with Special Needs: Children who, because of a disability or other special educational, developmental, physical, emotional, behavioral, or medical condition, require additional care, or whose activities are restricted by a certain condition. (OCC)

Current Median Family Income: Current median family income is the value shown in a Geolytics report dated July 2020.

Current Population Estimates: Current population estimates are based on GeoLytics, Inc. Reports.

Educational Attainment: The highest level of school completed or the highest degree received. Educational attainment figures were used for persons over 25 years of age. (U.S. Bureau of the Census)

Employer-Sponsored Centers: A child care center located on-site or off-site which is sponsored by a corporation, business, or other employer. Employees are given priority for enrollment slots.

Family Child Care: The care given to a child younger than 13 years old or to a developmentally disabled person younger than 21 years old, in place of parental care for less than 24 hours a day, in a residence other than the child's residence and for which the provider is paid. Regulations allow a family child care provider to care for as many as eight children at any time. (OCC)

Family Household Income: Family includes a householder and one or more persons living in the same household who are related to the householder by birth, marriage, or adoption. A household can contain only one family for purposes of census tabulations. (U.S. Bureau of the Census)

Head Start: Project Head Start provides comprehensive developmental services for children from low-income families. Head Start is comprised of four components including Education, Health, Parent Involvement, and Social Services. Head Start Centers serve children from age 3 to school entry age from income eligible families.

Infant/Toddler: In the State of Maryland, "infant" means a child under 18 months old. "Toddler" means a child 18 months old or older but younger than 2 years old. (OCC) MFN reports "infant" as a child birth through 23 months of age.

Kindergarten: An instructional program for children who are 5 years old by September 1st of each academic year. Programs may be operated by a private or public school. Kindergarten is the year of school which precedes entrance to first grade.

Nursery Schools: An instructional program approved or exempted by the Maryland State Department of Education for children who are two through four years old. The maximum length of the program is 6 hours per day, however most operate only a few hours per day and may meet only two or three times per week for a nine month period.

Owner Costs with Mortgage (Selected Monthly): The sum of payments for mortgages, deeds of trust, contracts to purchase, or similar debts on the property; real estate taxes; fire hazard, and flood insurance on the property; utilities; and fuels. It also includes, where appropriate, the monthly condominium fees or mobile home costs. A housing unit is owner-occupied if the owner or co-owner lives in the unit even if it is mortgaged or not fully paid for. (U.S. Bureau of the Census)

Definitions

Part Day: A program regulated by OCC with an educational focus for children one or two years before entering kindergarten. These programs are usually 2-3 hrs/day, 2-3 days/week, nine months/year.

Pre-Kindergarten: These are publicly funded pre-kindergarten programs for eligible 4-year-old children administered by local boards of education or qualified vendors. The programs have the overall goal of providing learning experiences to help children develop and maintain school readiness skills necessary for successful school performance. Local school systems shall enroll all 4-year-old applicants from economically disadvantaged or homeless families.

Poverty Level: The poverty guideline for a family of four persons was \$26,200 in 2020. (U.S. Department of Health and Human Services, JAN 2020)

Renter Occupied Gross Monthly Rent: Monthly contract rent plus the estimated average monthly cost of utilities and fuels, if these are paid by the renter. All occupied housing units which are not owner-occupied, whether they are rented for cash rent or occupied without payment of cash rent, are classified as renter-occupied. (U.S. Bureau of the Census)

Unemployment Rate: Civilians 16 years old and over are classified unemployed if they (1) were neither “at work” nor “with a job but not at work” during the reference week, and (2) were looking for work during the last four weeks, and (3) were available to accept a job. Also included were civilians who did not work at all during the reference week and were waiting to be called back to a job from which they had been laid off. (U.S. Bureau of the Census)

Youth Camps (Licensed): A day camp, residential camp, travel camp, or trip camp licensed by the Department of Health and Mental Hygiene.

The Maryland Child Care Resource Network is a public/private partnership designed to expand and improve child care delivery in Maryland. Maryland Family Network manages the Network and operates as its Statewide Coordinating Entity. Funding for this publication was made available by Maryland Family Network, the Maryland State Department of Education, and Maryland's business community.

For more information regarding the Child Care Demographic Reports, contact:

Maryland Family Network

1001 Eastern Avenue, 2nd Floor
Baltimore, Maryland 21202
tel 410.659.7701 fax 410.783.0814
www.marylandfamilynetwork.org

For information regarding technical assistance and training for the child care community, contact:

Chesapeake Child Care Resource Center

Chesapeake College
P.O. Box 8
Wye Mills, MD 21679
tel 410.822.5400 x1357#

This publication was produced as a work for hire for the benefit of, and with funds from, the Maryland State Department of Education.

©2021 Maryland State Department of Education

©2021 Maryland Family Network



MARYLAND
FAMILY
NETWORK

