



MARYLAND CHILD CARE  
RESOURCE NETWORK

CHILD CARE DEMOGRAPHICS • 2025

## Caroline County Report

*The Maryland Child Care Resource Network and Maryland Family Network, Inc. are co-publishers of this Caroline County Report for the Network's Maryland Child Care Demographics Report series. The series includes reports for the State, for each of Maryland's 23 counties and the City of Baltimore.*



MARYLAND  
FAMILY  
NETWORK

### Frequently Requested Child Care Information

Caroline County has approximately 2,554 children from birth through age five, and 25.2 percent of them live in households below the poverty line. Meanwhile, the average weekly cost for full-time child care in Caroline County is \$14,796 per year.

No one would suggest that public school teachers are paid what they deserve. However, child care providers, based on average gross income, earn far less than their public school counterparts, who earn \$65,207 on average. Meanwhile, in the same location, a family child care providers makes just \$32,008, and a child care center teacher earns only \$25,568. Many educators who we entrust to teach and care for our children are forced to rely on public assistance to make ends meet.

The Maryland General Assembly expanded access to the Maryland Child Care Scholarship Program in recent years. Also, in 2024, the Moore Administration committed new State funds in the amounts of \$218 million for FY 2024 and \$270 million for FY 2025 for the Child Care Scholarship Program (CCSP). These have proven to be a significant step in removing barriers to families' access to child care.

We encourage you to reach out to your local [Child Care Resource Center](#). MFN is the State Coordinating Entity of these centers which make up the Maryland Child Care Resource Network. Each center provides leadership, professional development, coaching, and other services to improve the quality, availability, and affordability of child care in communities across the state.

We hope the following demographic information is helpful as we continue to make improvements for Maryland's youngest children and those who care for them.

#### Child Population 2023

0-2 years	1,218
3-4 years	863
5 years	473
6-8 years	1,495
9-11 years	1,221
<b>Total Children in Households Aged 0-11</b>	<b>5,270</b>

Source: US Bureau of the Census, American Community Survey 2013, 2023

#### Child Care Costs as Compared to Other Major Household Expenses

The estimated current median family income in Caroline is \$79,803<sup>6</sup>. A family of four that included a couple and two children ages 0-23 months and 2-4 years can be expected to have the following yearly household expenses:

Expense	Cost	% of Income
Child Care	\$ 14,796	18.5%
Infant <sup>1</sup>	\$7,212	
Preschooler <sup>2</sup>	\$7,583	
Food <sup>3</sup>	\$ 12,851	16.1%
Housing <sup>4</sup>	\$ 20,556	25.8%
Taxes <sup>5</sup>	\$ 13,890	17.4%
<b>Total</b>	<b>\$ 62,093</b>	<b>77.8%</b>

<sup>1</sup>Average annual cost of care for an infant in a family child care home as reported by child care providers to LOCATE: Child Care 2023-2024. <sup>2</sup>Average annual cost of care for a two year old in a child care center as reported by providers to LOCATE: Child Care. 2023-2024. <sup>3</sup>National Average cost of food based on a moderate cost plan. (Moderate cost of food at home estimated for food family of four cost level. U.S. Department of Agriculture 20. <sup>4</sup>Home owner costs of a mortgage, American Community Survey, US Census. <sup>5</sup>smartasset.com: state and local taxes, federal taxes, Medicare and FICA. Does not reflect the earned income credit. <sup>6</sup>Current median income, ACS, US Census, 2023.

#### Average Weekly Cost of Full-time Child Care

Caroline County	Family Child Care Programs	Child Care Centers
0-23 Months	\$170.36	\$200.00
2-4 Years	\$138.75	\$166.67
5 years <sup>1</sup>	\$121.67	\$160.00
School Age Full <sup>2</sup>	\$123.33	\$130.00
Before/After School Care <sup>3</sup>	\$ 84.17	\$130.00

Average weekly cost of Full-time care as reported by child care programs to MFN's LOCATE: Child Care. <sup>1</sup>Average weekly cost of care a 5 year old. Defined as child being in full time child care or being in kindergarten and out-of school child care i.e. holidays, school closures and summers. <sup>2</sup>Average weekly cost of care for a 6+ year old school age child, out of school child care. <sup>3</sup>Average weekly cost of before and after school care.

### Population Information

#### Child Population<sup>1</sup>

	2013		2023	
	Caroline	Maryland	Caroline	Maryland
0-2 years	1,268	214,524	1,218	207,705
3-4 years	912	151,773	863	151,635
5 years	451	75,351	473	73,868
6-8 years	1,770	217,506	1,495	224,060
9-11 years	1,029	225,975	1,221	235,994
Total	5,430	885,129	5,270	893,262

Source: US Bureau of the Census, American Community Survey 2013, 2023

Age breakouts in the ACS are slightly different instead of ages 0-1; 2-4; 5-9; and 10-11 they are 0-2; 3-4; 5; 6-8; and 9-11

#### Female Population (selected ages)

Age Group	2013	2023
Aged 20-24	2,852	2,563
Aged 25-29	1,856	1,704
Aged 30-34	1,693	1,682
Total Aged 20-34	6,401	5,949

Source: US Bureau of the Census, American Community Survey 2013, 2023

#### Work Force Information

##### Total Population Ages 16+ in Work Force

	Caroline	Maryland
<b>2023</b>		
Females	8,110	1,622,793
Males	8,760	1,726,909
<b>2013</b>		
Females	8,021	1,581,677
Males	8,844	1,650,181
<b>Change</b>		
Females	1.1%	2.6%
Males	-0.9%	4.6%

Source: US Bureau of the Census, American Community Survey 2013, 2023

\* Does not include the population Not in the Labor Force

#### Females Aged 16+ with Children

Age Group	2013	2023	Change
Total Children Under years old	3,759	3855	2.6%
Children Under 6 with all custodial parents working	2,703	2276	-15.8%
Total Children 6-17 years old	8,427	7551	-10.4%
Children 6-17 with all custodial parents working	5,963	4888	-18.0%

Source: US Bureau of the Census, American Community Survey 2013, 2023

#### Total Population

	Caroline	Maryland
2023	33,406	6,170,738
2022	33,320	6,161,707
2021	33,234	6,148,545
2013	32,871	5,834,299
2011	32,955	5,736,545
2000	29,772	5,296,486
1990	27,035	4,780,753
1980	23,143	4,216,975

Source: US Bureau of the Census, 1980, 1990, 2000; American Community Survey 2011, 2013, 2021, 2022, 2023

#### Male Population (selected ages)

Age Group	2013	2023
Aged 20-24	947	811
Aged 25-29	972	959
Aged 30-34	1,085	1,102
Total Aged 20-34	3,004	2,872

Source: US Bureau of the Census, American Community Survey 2013, 2023

#### Households

	2013	2023
Total household population	32,237	32,829
Total number of households	11,806	12,181
Average household size	2.73	2.70

Source: US Bureau of the Census, American Community Survey 2013, 2023

#### Females Aged 16+ with Children Under 18

Age Group	2013	2023	Change
Females (16+) with children under 18	3,344	3,196	-4.4%
Females (16+) with children under 18, in the workforce	2,250	2,360	4.9%

Source: US Bureau of the Census, American Community Survey 2013, 2023

### Census Information

#### Families and Poverty

	2013	% in Poverty	2023	% in Poverty	% Change
All Families	8,457		8,272		-2.2%
Families Below Poverty Level	948	11.2%	774	9.4%	-18.4%
All Families with Children Under 5	1,671		1,327		-20.6%
All Families w Children Under 5 Below Poverty Level	375	22.4%	302	22.8%	-19.5%
All Families w Children Under 18	4,191		3,984		-4.9%
All Families w Children Under 18 Below Poverty Level	742	17.7%	615	15.4%	-17.1%

Source: US Bureau of the Census, American Community Survey 2013, 2023

#### Children and Poverty

	2013	% in Poverty	2023	% in Poverty	% Change
Total Related Children Under 18	7,950		7,774		-2.2%
Total Children Under 18 Below Poverty Level	1,595	20.1%	1,467	18.9%	-8.0%
Total Children Under 5 Below Poverty Level	506	23.3%	493	25.2%	-2.6%
Children 5-17 Below Poverty Level	1,089	18.9%	974	16.7%	-10.6%

Source: US Bureau of the Census, American Community Survey 2013, 2023

#### Educational Attainment for Adults over 25 Years

	Caroline	% of Adults	Maryland	% of Adults
Total Adults Aged 25 or More	22,836		3,922,827	
High School Graduate or Higher	19,184	84.0%	3,479,996	88.7%
Bachelors Degree or Higher	4,013	17.6%	1,443,918	36.8%

Source: US Bureau of the Census, American Community Survey 2023

#### Families

Caroline	2013	2023	% Change
Total Families	8,457	8,272	-2.2%
Total # of All Families with Related Children Under Age 6*	1,671	1,329	-20.5%
Total # of All Families with Related Children Under Age 18	3,670	3,488	-5.0%

Maryland	2013	2023	% Change
Total Families	1,529,098	1,438,269	-5.9%
Total # of All Families with Related Children Under Age 6*	259,293	265,044	2.2%
Total # of All Families with Related Children Under Age 18	643,591	646,709	0.5%

Source: US Bureau of the Census, American Community Survey 2013, 2023

\*Includes Families with children under 6 AND Families with children under 6 and aged 6-17

### Income, Unemployment and Housing Information

#### Annual Wage Rate Information

Public School Teacher Average Salary (Caroline County) <sup>1</sup>	\$65,207
Public School Teacher Average Salary (Maryland) <sup>1</sup>	\$79,420
Family Child Care Provider Gross Income (Caroline County) <sup>2</sup>	\$32,008
Child Care Center Director (Caroline County) <sup>3</sup>	\$41,396
Center Senior Staff/Teacher (Caroline County) <sup>3</sup>	\$25,568
Center Aide (Maryland) <sup>4</sup>	\$17,854

<sup>1</sup>Average Teacher Salary, MSDE. <sup>2</sup>Gross pay based on average cost of care, as reported to LOCATE by child care providers. <sup>3</sup>Salary as reported to LOCATE: Child Care by center directors. <sup>4</sup>County salary not available.

#### Family Income

Median Family Income	
Caroline	79,803
Maryland	\$88,738

Source: US Bureau of the Census, American Community Survey 2023

#### Median Household Income<sup>1</sup>:

Caroline	66,368
Maryland	\$73,538

Income Distribution	Percent Households	
	Caroline	Maryland
Under \$25,000	16.0%	11.3%
\$25,000-\$49,999	21.0%	12.7%
\$50,000-\$74,999	18.5%	13.2%
\$75,000 +	44.5%	62.9%
Total Households	12,181	2,339,510

Source: US Bureau of the Census, American Community Survey 2023

#### Housing Information

	Caroline	%	Maryland	%
Owner-Occupied housing	8,753	71.9%	1,578,702	67.5%
Renter-Occupied housing	3,428	28.1%	760,808	32.5%
Mean Value of Owner-Occupied Housing	272,400		\$397,700	
Median Selected Monthly Owner Costs with a Mortgage	1,713		\$2,301	
Median Gross Residential Monthly Rent	1,070		\$1,662	

Source: US Bureau of the Census, American Community Survey 2023

#### Unemployment Rate

	Caroline	Maryland
2001	4.0%	4.0%
2002	3.8%	3.9%
2003	5.1%	4.1%
2004	3.8%	3.9%
2005	3.6%	3.9%
2006	4.0%	3.7%
2007	4.0%	3.6%
2008	5.2%	4.5%
2009	8.8%	7.1%
2010	8.8%	7.3%
2011	8.8%	7.2%
2012	7.6%	6.5%
2013	7.1%	6.2%
2014	6.2%	5.6%
2015	5.1%	5.0%
2016	4.8%	4.5%
2017	4.6%	4.3%
2018	4.3%	4.5%
2019	3.9%	3.9%
2020	6.4%	8.3%
2021	5.7%	6.7%
2022	3.2%	3.7%
2023	1.6%	1.7%
2024	2.8%	3.2%

MD Department of Labor Local Area Unemployment Statistics (LAUS) June 2024.

### Supply of Regulated Early Childhood Programs and Education

#### Children's Programs by Type with Capacity

	# of Programs	Capacity
Registered Family Child Care Providers and Large Family Child Care Homes	47	369
Licensed and Letter of Compliance Child Care Centers	8	399
Public Pre-Kindergarten	5	N/A
Head Start	2	N/A
Early Head Start	N/A	N/A

#### Of the providers in the county\*\*

- 2 are licensed to accept infants with 14 total infant capacity
- 3 are Head Start programs
- 1 is an Early Head Start program
- 2 are nursery schools
- 1 offer Part Day
- 4 offer before and/or after school care with a capacity of 261

\* State Funded

\*\* The programs in this section do not total because a program may offer more than one of these options

\*\*\* Federally Funded. MSDE

Source Maryland Family Network, LOCATE Child Care and Maryland State Department of Education, and HHS Office of Head Start.

# of Programs: MFN LOCATE: Child Care 2024

#### Density of Family Providers and Center Programs by Community/Zip Code

The following chart shows the number of registered family child care providers and licensed full-day child care centers in Caroline as of June 30, 2024.

Community/Zip Code	Family Providers	%	8-12 Hour Centers	%
Denton 21629	13	27.7%	2	25%
Federsburg 21632	9	19.1%	1	13%
Goldsboro 21636	3	6.4%	0	0%
Greensboro 21639	2	4.3%	3	38%
Henderson 21640	4	8.5%	0	0%
Preston 21655	12	25.5%	2	25%
Ridgely 21660	4	8.5%	0	0%
<b>Totals</b>	<b>47</b>	<b>100.0%</b>	<b>8</b>	<b>100%</b>

Source: MFN/LOCATE: Child Care, 6/24.

Note: Percentages may not total 100% because of rounding.

#### Education

##### Public and Private Schools (Elementary and Middle)

	Public	Private*
Elementary Schools	5	0
Middle Schools	2	0
Combined Elementary and Middle	0	1

##### Elementary School Enrollment

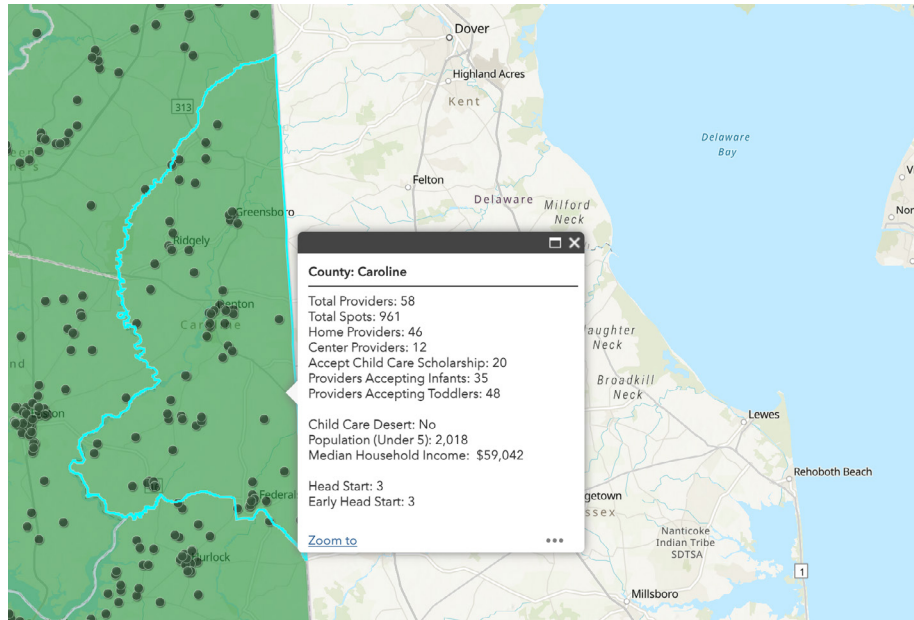
	Public	Private*
Pre-kindergarten	375	20
Kindergarten	380	0
Grades 1-5	2,233	1
<b>Total</b>	<b>2,988</b>	<b>21</b>

Source: MSDE 2023-2024 school year. Enrollment figures are for September 2023.

\* Self reported data from Maryland nonpublic schools to MSDE.

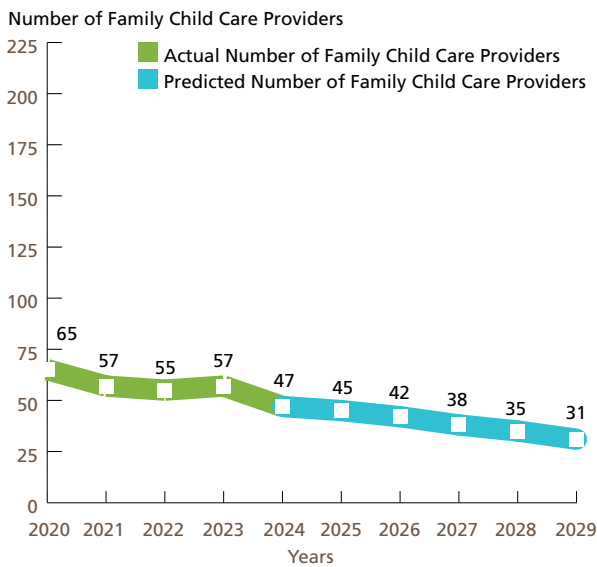
### Supply of Regulated Early Childhood Programs and Education

Maryland Family Network and Upfront partnered to create a [real-time map](#) of Maryland's child care landscape to identify deserts by county, legislative, and congressional districts.

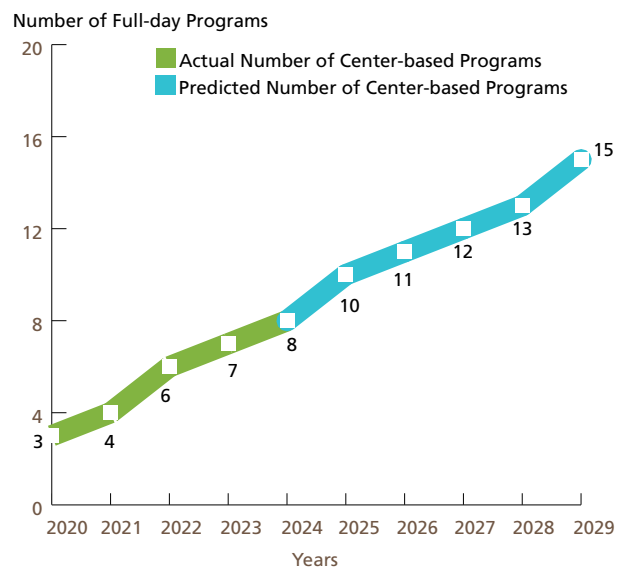


### Past and Anticipated Growth Patterns for Family/Center Providers

**Family Child Care Providers in Caroline 2020-2029**



**Center-based Programs in Caroline 2020-2029 Full-day (8 to 12 hours)**

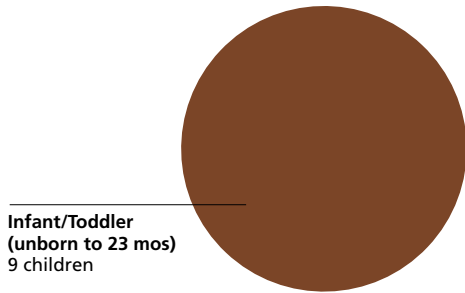


Source: Maryland Family Network, LOCATE: Child Care (June 2024)

### Demand for Child Care

#### Children Served by Age

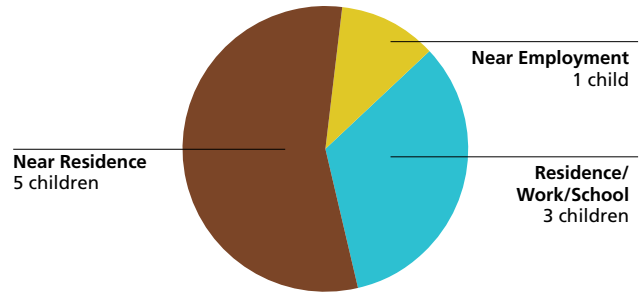
N=9



Source: LOCATE: Child Care at Maryland Family Network, Baltimore (7/1/23-6/30/24).

#### Children Served by Locational Preferences for Care

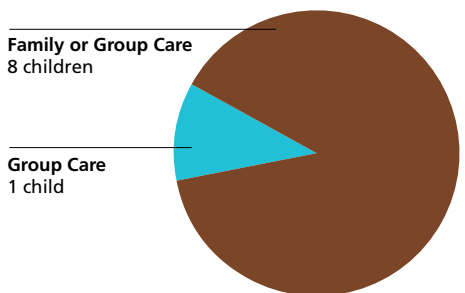
N=9



Source: LOCATE: Child Care at Maryland Family Network, Baltimore (7/1/23-6/30/24).

#### Children Served by Type of Care Preferred

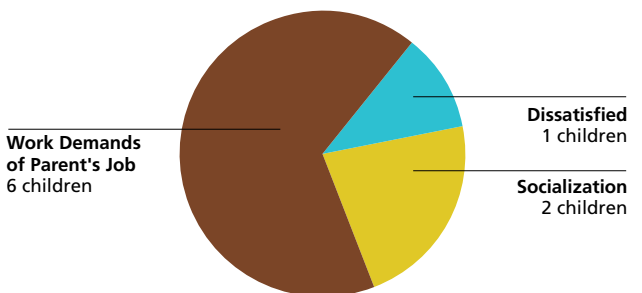
N=9



Source: LOCATE: Child Care at Maryland Family Network, Baltimore (7/1/23-6/30/24).  
NOTE: Percentages may not total 100% because of rounding.

#### Reason Child Care is Needed

N=9



Source: LOCATE: Child Care at Maryland Family Network, Baltimore (7/1/23-6/30/24).  
NOTE: Percentages may not total 100% because of rounding.



**Demand for Child Care**

**Number of Children Served by LOCATE: Child Care**  
9 children (7/1/23-6/30/24)

**Full-time or Part-time Care Needs of Children Served** N=9

Full-time: 7 children

Part-time: 2 children

Source: LOCATE: Child Care at Maryland Family Network, Baltimore (7/1/23-6/30/24).  
NOTE: Percentages may not total 100% because of rounding.

**Child Care Scholarship Program (CCS)\***

**LOCATE Calls received from parents with children eligible for Child Care Scholarship**  
2 (22% of all calls)

**LOCATE Calls received from parents with children receiving Child Care Scholarship**  
3 (33% of all calls)

Source: LOCATE: Child Care at Maryland Family Network, Baltimore (7/1/23-6/30/24).  
\* Formerly Child Care Subsidy Program

**Supply of Child Care**

**Child Care Scholarship Program (CCS)\***

**Family Child Care Providers willing to care for CCS children in Caroline County**  
16 (28% of all family providers in the county)

**Child Care Centers willing to care for CCS children in Caroline County**  
3 (43% of all 8-12 hour centers in the county)

LOCATE: Child Care at Maryland Family Network Baltimore, June 2023.  
\* Formerly Child Care Subsidy Program

**FY 24 CCS Expenditure**  
\$861,748

**CCS Children Served**  
199

Source: Maryland State Department of Education, Office of Child Care.

**Special Needs Child Care**

**Family providers who serve/have served children with special needs<sup>1</sup>**  
18 (42% of all family providers in the county)

**Centers who serve/have served children with special needs**  
4 (50% of all 8-12 hour centers in the county)

Source: LOCATE: Child Care at Maryland Family Network, Baltimore (7/1/23-6/30/24).

<sup>1</sup>In 2023, LOCATE: Child Care changed the method of tracking providers with Special Needs Experience. Providers now are able to indicate experience with individual special needs. In 2024 and future years, this number will increase as we identify those providers. This number cannot be compared to earlier Demographics.

### Definitions

**The American Community Survey (ACS):** is an ongoing survey that provides vital information on a yearly basis about our nation and its people. Information from the survey generates data that help inform how trillions of dollars in federal funds are distributed each year. (Census.gov)

**Before/After-School Care:** School-Age child care offers care to children enrolled in Kindergarten or above. Care is provided before and/or after school and during school holidays/vacations. Programs are licensed by the Office of Child Care. Programs may operate from a school building or other licensed facility.

**Census of Population and Housing:** There are two versions of the Census questionnaire: a short form which asks a limited number of population and housing questions of all households, and a long form questionnaire which asks additional social and economic questions of a sample of all households. The user should note that data obtained from a sample are subject to sampling variability, and that there are limitations to many of these data.

**Child Care:** The care or supervision of a child when the child's parent has given the child's care over to another for some portion of a 24-hour-day as a supplement to the parent's primary care of the child. (OCC)

**Child Care Center:** Child care provided in a facility that, for part or all of the day, provides care to children in the absence of the parent. Centers are licensed by the Office of Child Care.

**Child Care Scholarship Program (CCS)\*:** Provides financial assistance to eligible families in securing care for their children in registered family child care homes or licensed child care centers while parents/guardians are attending school, working, or in job training.

**Children with Special Needs:** Children who, because of a disability or other special educational, developmental, physical, emotional, behavioral, or medical condition, require additional care, or whose activities are restricted by a certain condition. (OCC)

**Current Median Family Income:** Current, median family income is from the American Community Survey 2022.

**Current Population Estimates:** Current Population Estimates are based on the American Community Survey 2022.

**Educational Attainment:** The highest level of school completed or the highest degree received. Educational attainment figures were used for persons over 25 years of age. (U.S. Bureau of the Census)

**Employer-Sponsored Centers:** A child care center located on-site or off-site which is sponsored by a corporation,

business, or other employer. Employees are given priority for enrollment slots.

**Family Child Care:** The care given to a child younger than 13 years old or to a developmentally disabled person younger than 21 years old, in place of parental care for less than 24 hours a day, in a residence other than the child's residence and for which the provider is paid. Regulations allow a family child care provider to care for as many as eight children at any time. (OCC)

**Family Household Income:** Family includes a householder and one or more persons living in the same household who are related to the householder by birth, marriage, or adoption. A household can contain only one family for purposes of census tabulations. (U.S. Bureau of the Census)

**Head Start:** Project Head Start provides comprehensive developmental services for children from low-income families. Head Start is comprised of four components including Education, Health, Parent Involvement, and Social Services. Head Start Centers serve children from age 3 to school entry age from income eligible families.

**Infant/Toddler:** In the State of Maryland, "infant" means a child under 18 months old. "Toddler" means a child 18 months old or older but younger than 2 years old. (OCC) MFN reports "infant" as a child birth through 23 months of age.

**Kindergarten:** An instructional program for children who are 5 years old by September 1st of each academic year. Programs may be operated by a private or public school. Kindergarten is the year of school which precedes entrance to first grade.

**Nursery Schools:** An instructional program approved or exempted by the Maryland State Department of Education for children who are two through four years old. The maximum length of the program is 6 hours per day, however most operate only a few hours per day and may meet only two or three times per week for a nine month period.

**Owner Costs with Mortgage (Selected Monthly):** The sum of payments for mortgages, deeds of trust, contracts to purchase, or similar debts on the property; real estate taxes; fire hazard, and flood insurance on the property; utilities; and fuels. It also includes, where appropriate, the monthly condominium fees or mobile home costs. A housing unit is owner-occupied if the owner or co-owner lives in the unit even if it is mortgaged or not fully paid for. (U.S. Bureau of the Census)

## Definitions

**Part Day:** A program regulated by OCC with an educational focus for children one or two years before entering kindergarten. These programs are usually 2-3 hrs/day, 2-3 days/week, nine months/year.

**Pre-Kindergarten:** These are publicly funded pre-kindergarten programs for eligible 4-year-old children administered by local boards of education or qualified vendors. The programs have the overall goal of providing learning experiences to help children develop and maintain school readiness skills necessary for successful school performance. Local school systems shall enroll all 4-year-old applicants from economically disadvantaged or homeless families.

**Poverty Level:** The poverty guideline for a family of four persons was \$31,200 in 2023. (U.S. Department of Health and Human Services, Jan 2022)

**Renter Occupied Gross Monthly Rent:** Monthly contract rent plus the estimated average monthly cost of utilities and fuels, if these are paid by the renter. All occupied housing units which are not owner-occupied, whether they are rented for cash rent or occupied without payment of cash rent, are classified as renter-occupied. (U.S. Bureau of the Census)

**Unemployment Rate:** Civilians 16 years old and over are classified unemployed if they (1) were neither “at work” nor “with a job but not at work” during the reference week, and (2) were looking for work during the last four weeks, and (3) were available to accept a job. Also included were civilians who did not work at all during the reference week and were waiting to be called back to a job from which they had been laid off. (U.S. Bureau of the Census)

The Maryland Child Care Resource Network is a public/private partnership designed to expand and improve child care delivery in Maryland. Maryland Family Network manages the Network and operates as its Statewide Coordinating Entity. Funding for this publication was made available by Maryland Family Network, the Maryland State Department of Education, and Maryland's business community.

For more information regarding the Child Care Demographic Reports, contact:

**Maryland Family Network**

1800 Washington Blvd, Ste 445  
Baltimore, Maryland 21230-2344  
tel 410.659.7701 fax 410.783.0814  
[www.marylandfamilynetwork.org](http://www.marylandfamilynetwork.org)

For information regarding technical assistance and training for the child care community, contact:

**Eastern Shore Child Care Resource Center**

Salisbury University  
East Campus Complex Ste 500  
Power and Wayne Sts  
Salisbury, MD 21804  
tel 410.543.6650

*This publication was produced as a work for hire for the benefit of, and with funds from, the Maryland State Department of Education.*

©2025 Maryland State Department of Education

©2025 Maryland Family Network



**MARYLAND CHILD CARE  
RESOURCE NETWORK**

The Maryland Child Care Resource Network is a public/private partnership designed to expand and improve child care delivery in Maryland. Maryland Family Network manages the Network and operates as its Statewide Coordinating Entity.



This publication was produced as a work for hire for the benefit of, and with funds from, the Maryland State Department of Education.  
Content revised February 2025



**MARYLAND  
FAMILY  
NETWORK**

1800 WASHINGTON BLVD, STE 445  
BALTIMORE, MARYLAND 21230-2344  
TEL 410.659.7701 FAX 410.783.0814

[marylandfamilynetwork.org](http://marylandfamilynetwork.org)