



MARYLAND CHILD CARE  
RESOURCE NETWORK

CHILD CARE DEMOGRAPHICS • 2025

## Charles County Report

*The Maryland Child Care Resource Network and Maryland Family Network, Inc. are co-publishers of this Charles County Report for the Network's Maryland Child Care Demographics Report series. The series includes reports for the State, for each of Maryland's 23 counties and the City of Baltimore.*



MARYLAND  
FAMILY  
NETWORK

### Frequently Requested Child Care Information

Charles County has approximately 11,346 children from birth through age five, and 8.0 percent of them live in households below the poverty line. Meanwhile, the average weekly cost for full-time child care in Charles County is \$22,816 per year.

No one would suggest that public school teachers are paid what they deserve. However, child care providers, based on average gross income, earn far less than their public school counterparts, who earn \$72,781 on average. Meanwhile, in the same location, a family child care providers makes just \$31,626, and a child care center teacher earns only \$27,945. Many educators who we entrust to teach and care for our children are forced to rely on public assistance to make ends meet.

The Maryland General Assembly expanded access to the Maryland Child Care Scholarship Program in recent years. Also, in 2024, the Moore Administration committed new State funds in the amounts of \$218 million for FY 2024 and \$270 million for FY 2025 for the Child Care Scholarship Program (CCSP). These have proven to be a significant step in removing barriers to families' access to child care.

We encourage you to reach out to your local [Child Care Resource Center](#). MFN is the State Coordinating Entity of these centers which make up the Maryland Child Care Resource Network. Each center provides leadership, professional development, coaching, and other services to improve the quality, availability, and affordability of child care in communities across the state.

We hope the following demographic information is helpful as we continue to make improvements for Maryland's youngest children and those who care for them.

#### Child Population 2023

Age Group	Number in age group
0-2 years	5,399
3-4 years	4,364
5 years	1,583
6-8 years	6,619
9-11 years	7,387
<b>Total Children in Households Aged 0-11</b>	<b>25,352</b>

Source: US Bureau of the Census, American Community Survey 2013, 2023

#### Child Care Costs as Compared to Other Major Household Expenses

The estimated current median family income in Charles is \$135,570<sup>6</sup>. A family of four that included a couple and two children ages 0-23 months and 2-4 years can be expected to have the following yearly household expenses:

Expense	Cost	% of Income
Child Care	\$22,816	16.8%
Infant <sup>1</sup>	\$11,023	
Preschooler <sup>2</sup>	\$11,793	
Food <sup>3</sup>	\$12,851	9.5%
Housing <sup>4</sup>	\$29,160	21.5%
Taxes <sup>5</sup>	\$23,287	17.2%
<b>Total</b>	<b>\$88,114</b>	<b>65.0%</b>

<sup>1</sup>Average annual cost of care for an infant in a family child care home as reported by child care providers to LOCATE: Child Care 2023-2024. <sup>2</sup>Average annual cost of care for a two year old in a child care center as reported by providers to LOCATE: Child Care. 2023-2024. <sup>3</sup>National Average cost of food based on a moderate cost plan. (Moderate cost of food at home estimated for food family of four cost level. U.S. Department of Agriculture 20. <sup>4</sup>Home owner costs of a mortgage, American Community Survey, US Census. <sup>5</sup>smartasset.com: state and local taxes, federal taxes, Medicare and FICA. Does not reflect the earned income credit <sup>6</sup>Current median income, ACS, US Census, 2023.

#### Average Weekly Cost of Full-time Child Care

Charles County	Family Child Care Programs	Child Care Centers
0-23 Months	\$304.00	\$415.50
2-4 Years	\$259.54	\$289.00
5 years <sup>1</sup>	\$230.45	\$202.80
School Age Full <sup>2</sup>	\$223.25	\$166.00
Before/After School Care <sup>3</sup>	\$158.75	\$152.25

Average weekly cost of Full-time care as reported by child care programs to MFN's LOCATE: Child Care. <sup>1</sup>Average weekly cost of care a 5 year old. Defined as child being in full time child care or being in kindergarten and out-of school child care i.e. holidays, school closures and summers. <sup>2</sup>Average weekly cost of care for a 6+ year old school age child, out of school child care. <sup>3</sup>Average weekly cost of before and after school care.

### Population Information

#### Child Population<sup>1</sup>

	2013		2023	
	Charles	Maryland	Charles	Maryland
0-2 years	4,972	214,524	5,399	207,705
3-4 years	4,342	151,773	4,364	151,635
5 years	2,192	75,351	1,583	73,868
6-8 years	5,946	217,506	6,619	224,060
9-11 years	6,627	225,975	7,387	235,994
Total	24,079	885,129	25,352	893,262

Source: US Bureau of the Census, American Community Survey 2013, 2023

Age breakouts in the ACS are slightly different instead of ages 0-1; 2-4; 5-9; and 10-11 they are 0-2; 3-4; 5; 6-8; and 9-11

#### Female Population (selected ages)

Age Group	2013	2023
Aged 20-24	4,543	4,934
Aged 25-29	4,542	5,110
Aged 30-34	4,648	5,625
Total Aged 20-34	13,733	15,669

Source: US Bureau of the Census, American Community Survey 2013, 2023

#### Work Force Information

##### Total Population Ages 16+ in Work Force

	Charles	Maryland
<b>2023</b>		
Females	41,403	1,622,793
Males	41,133	1,726,909
<b>2013</b>		
Females	46,252	1,581,677
Males	46,682	1,650,181
<b>Change</b>		
Females	-10.5%	2.6%
Males	-11.9%	4.6%

Source: US Bureau of the Census, American Community Survey 2013, 2023

\* Does not include the population Not in the Labor Force

#### Females Aged 16+ with Children

Age Group	2013	2023	Change
Total Children Under 6 years old	11,062	10,883	-1.6%
Children Under 6 with all custodial parents working	8,178	8,055	-1.5%
Total Children 6-17 years old	26,184	28,034	7.1%
Children 6-17 with all custodial parents working	20,908	22,302	6.7%

Source: US Bureau of the Census, American Community Survey 2013, 2023

#### Total Population

	Charles	Maryland
2023	168,710	6,170,738
2022	167,035	6,161,707
2021	165,209	6,148,545
2013	148,957	5,834,299
2011	145,508	5,736,545
2000	120,546	5,296,486
1990	101,154	4,780,753
1980	72,751	4,216,975

Source: US Bureau of the Census, 1980, 1990, 2000; American Community Survey 2011, 2013, 2021, 2022, 2023

#### Male Population (selected ages)

Age Group	2013	2023
Aged 20-24	4,800	5,259
Aged 25-29	4,388	5,084
Aged 30-34	4,036	5,381
Total Aged 20-34	13,224	15,724

Source: US Bureau of the Census, American Community Survey 2013, 2023

#### Households

	2013	2023
Total household population	147,387	167,425
Total number of households	51,247	60,199
Average household size	2.88	2.78

Source: US Bureau of the Census, American Community Survey 2013, 2023

#### Females Aged 16+ with Children Under 18

Age Group	2013	2023	Change
Females (16+) with children under 18	16,398	17,746	8.2%
Females (16+) with children under 18, in the workforce	13,169	14,062	6.8%

Source: US Bureau of the Census, American Community Survey 2013, 2023

### Census Information

#### Families and Poverty

	2013	% in Poverty	2023	% in Poverty	% Change
All Families	37,777		43,541		15.3%
Families Below Poverty Level	1,811	4.8%	1,980	4.5%	9.3%
All Families with Children Under 5	6,157		7,040		14.3%
All Families w Children Under 5 Below Poverty Level	721	11.7%	473	6.7%	-34.4%
All Families w Children Under 18	19,563		21,204		8.4%
All Families w Children Under 18 Below Poverty Level	1,478	7.6%	1,265	6.0%	-14.4%

Source: US Bureau of the Census, American Community Survey 2013, 2023

#### Children and Poverty

	2013	% in Poverty	2023	% in Poverty	% Change
Total Related Children Under 18	38,204		40,073		4.9%
Total Children Under 18 Below Poverty Level	3,721	9.7%	3,191	8.0%	-14.2%
Total Children Under 5 Below Poverty Level	1,266	13.8%	765	8.0%	-39.6%
Children 5-17 Below Poverty Level	2,455	8.5%	2,426	8.0%	-1.2%

Source: US Bureau of the Census, American Community Survey 2013, 2023

#### Educational Attainment for Adults over 25 Years

	Charles	% of Adults	Maryland	% of Adults
Total Adults Aged 25 or More	114,192		3,922,827	
High School Graduate or Higher	107,711	94.3%	3,479,996	88.7%
Bachelors Degree or Higher	36,128	31.6%	1,443,918	36.8%

Source: US Bureau of the Census, American Community Survey 2023

#### Families

Charles	2013	2023	% Change
Total Families	37,777	43,541	15.3%
Total # of All Families with Related Children Under Age 6*	6,179	6,913	11.9%
Total # of All Families with Related Children Under Age 18	17,701	19,010	7.4%
Maryland	2013	2023	% Change
Total Families	1,529,098	1,438,269	-5.9%
Total # of All Families with Related Children Under Age 6*	259,293	265,044	2.2%
Total # of All Families with Related Children Under Age 18	643,591	646,709	0.5%

Source: US Bureau of the Census, American Community Survey 2013, 2023

\*Includes Families with children under 6 AND Families with children under 6 and aged 6-17

### Income, Unemployment and Housing Information

#### Annual Wage Rate Information

Public School Teacher Average Salary (Charles County) <sup>1</sup>	\$72,781
Public School Teacher Average Salary (Maryland) <sup>1</sup>	\$79,420
Family Child Care Provider Gross Income (Charles County) <sup>2</sup>	\$31,626
Child Care Center Director (Charles County) <sup>3</sup>	\$40,333
Center Senior Staff/Teacher (Charles County) <sup>3</sup>	\$27,945
Center Aide (Charles County) <sup>3</sup>	\$22,361

<sup>1</sup>Average Teacher Salary, MSDE. <sup>2</sup>Gross pay based on average cost of care, as reported to LOCATE by child care providers. <sup>3</sup>Salary as reported to LOCATE: Child Care by center directors.

#### Family Income

Median Family Income	
Charles	\$135,570
Maryland	\$88,738

Source: US Bureau of the Census, American Community Survey 2023

Median Household Income <sup>1</sup> :	
Charles	\$120,592
Maryland	\$73,538

Income Distribution	Percent Households	
	Charles	Maryland
Under \$25,000	8.0%	11.3%
\$25,000-\$49,999	8.3%	12.7%
\$50,000-\$74,999	11.3%	13.2%
\$75,000 +	72.4%	62.9%
Total Households	60,199	2,339,510

Source: US Bureau of the Census, American Community Survey 2023

#### Housing Information

	Charles	%	Maryland	%
Owner-Occupied housing	48,900	81.2%	1,578,702	67.5%
Renter-Occupied housing	11,299	18.8%	760,808	32.5%
Mean Value of Owner-Occupied Housing	\$402,300		\$397,700	
Median Selected Monthly Owner Costs with a Mortgage	\$2,430		\$2,301	
Median Gross Residential Monthly Rent	\$1,897		\$1,662	

Source: US Bureau of the Census, American Community Survey 2023

#### Unemployment Rate

	Charles	Maryland
2001	2.4%	4.0%
2002	2.8%	3.9%
2003	2.9%	4.1%
2004	2.9%	3.9%
2005	3.0%	3.9%
2006	2.9%	3.7%
2007	3.0%	3.6%
2008	3.9%	4.5%
2009	5.9%	7.1%
2010	6.0%	7.3%
2011	6.0%	7.2%
2012	5.6%	6.5%
2013	5.6%	6.2%
2014	5.3%	5.6%
2015	4.9%	5.0%
2016	4.7%	4.5%
2017	4.1%	4.3%
2018	4.4%	4.5%
2019	4.0%	3.9%
2020	8.4%	8.3%
2021	6.7%	6.7%
2022	3.8%	3.7%
2023	1.8%	1.7%
2024	3.3%	3.2%

MD Department of Labor Local Area Unemployment Statistics (LAUS) June 2024.

### Supply of Regulated Early Childhood Programs and Education

#### Children's Programs by Type with Capacity

	# of Programs	Capacity
Registered Family Child Care Providers and Large Family Child Care Homes	147	1,121
Licensed and Letter of Compliance Child Care Centers	73	4,980
Public Pre-Kindergarten	23	N/A
Head Start	2	N/A
Early Head Start	0	0

#### Of the providers in the county\*\*

- 33 are licensed to accept infants with 265 total infant capacity
- 2 are Head Start programs
- 0 are Early Head Start programs
- 9 are nursery schools
- 8 offer Part Day
- 57 offer before and/or after school care with a capacity of 4,162

\* State Funded

\*\* The programs in this section do not total because a program may offer more than one of these options

\*\*\* Federally Funded. MSDE

Source Maryland Family Network, LOCATE Child Care and Maryland State Department of Education, and HHS Office of Head Start.

# of Programs: MFN LOCATE: Child Care 2024

#### Education

##### Public and Private Schools (Elementary and Middle)

	Public	Private*
Elementary Schools	22	0
Middle Schools	8	0
Combined Elementary and Middle	0	4

##### Elementary School Enrollment

	Public	Private*
Pre-kindergarten	1,034	195
Kindergarten	1,726	201
Grades 1-5	11,587	1,009
Total	14,347	1,405

Source: MSDE 2023-2024 school year. Enrollment figures are for September 2023.

\* Self reported data from Maryland nonpublic schools to MSDE.

#### Density of Family Providers and Center Programs by Community/Zip Code

The following chart shows the number of registered family child care providers and licensed full-day child care centers in Charles as of June 30, 2024.

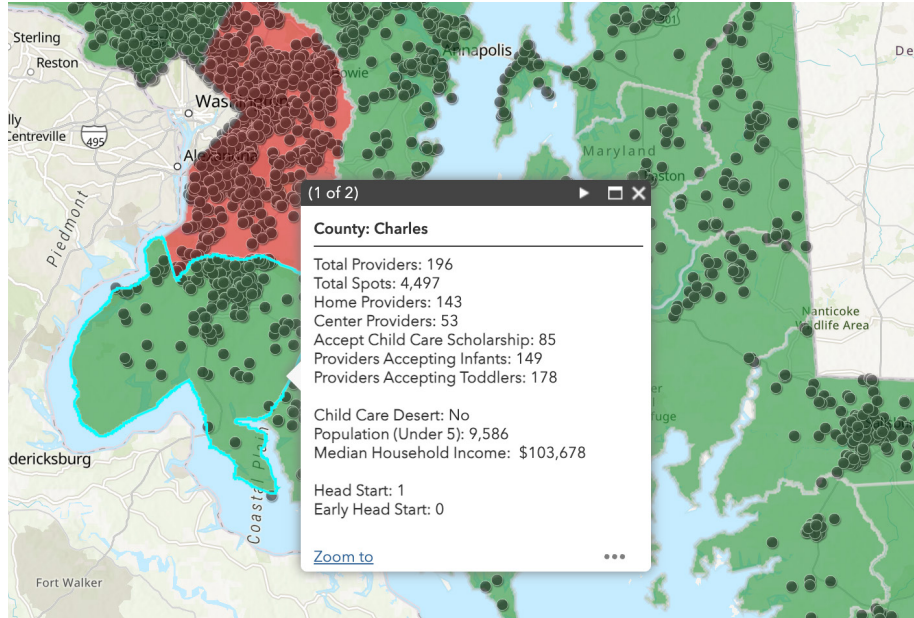
Community/ Zip Code	Family Providers	%	8-12 Hour Centers	%
Bel Alton 20611	2	1.4%	0	0.0%
Brandywine 20613	2	1.4%	0	0.0%
Bryans Road 20616	5	3.4%	0	0.0%
Bryantown 20617	1	0.7%	2	2.7%
California 20619	0	0.0%	1	1.4%
Charlotte Hall 20622	1	0.7%	0	0.0%
Cobb Island 20625	1	0.7%	0	0.0%
Hughesville 20637	6	4.1%	2	2.7%
Indian Head 20640	5	3.4%	6	8.2%
La Plata 20646	15	10.2%	11	15.1%
Marbury 20658	1	0.7%	1	1.4%
Nanjemoy 20662	0	0.0%	1	1.4%
Newburg 20664	0	0.0%	1	1.4%
Pomfret 20675	0	0.0%	1	1.4%
Port Tobacco 20677	0	0.0%	1	1.4%
Newburg 20664	1	0.7%	12	16.4%
Waldorf 20601	30	20.4%	16	21.9%
Waldorf 20602	33	22.4%	12	16.4%
Waldorf 20603	29	19.7%	0	0.0%
Welcome 20693	2	1.4%	0	0.0%
White Plains 20695	13	8.8%	6	8.2%
Totals	147	100.0%	73	100.0%

Source: MFN/LOCATE: Child Care, 6/24.

NOTE: Percentages may not total 100% because of rounding.

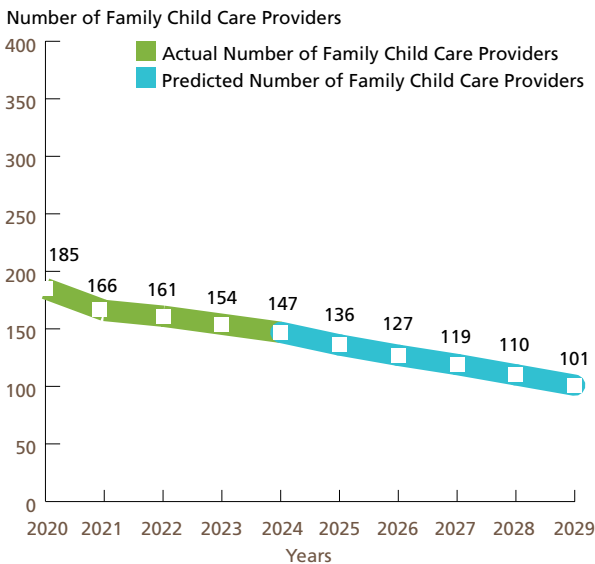
### Supply of Regulated Early Childhood Programs and Education

Maryland Family Network and Upfront partnered to create a [real-time map](#) of Maryland's child care landscape to identify deserts by county, legislative, and congressional districts.

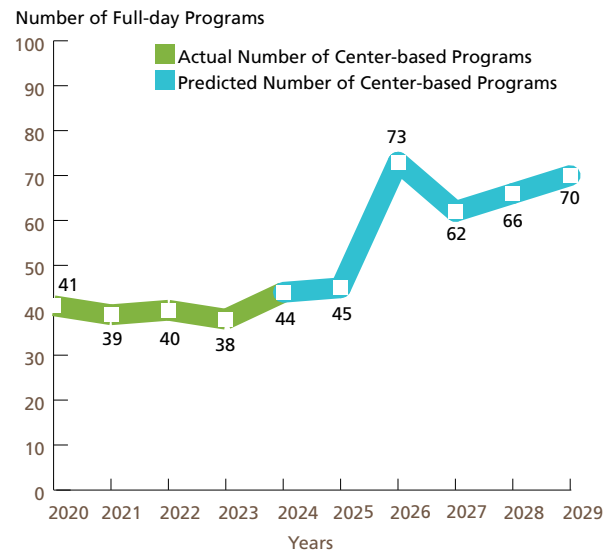


### Past and Anticipated Growth Patterns for Family/Center Providers

Family Child Care Providers in Charles 2020-2029



Center-based Programs in Charles 2020-2029 Full-day (8 to 12 hours)

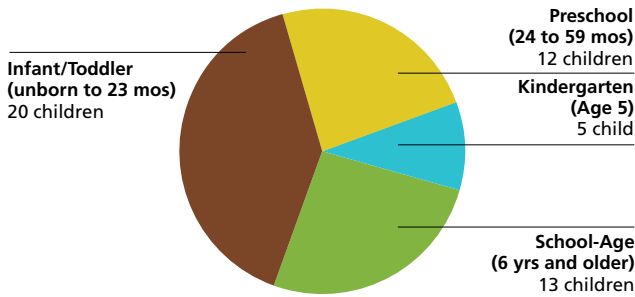


Source: Maryland Family Network, LOCATE: Child Care (June 2024)

### Demand for Child Care

#### Children Served by Age

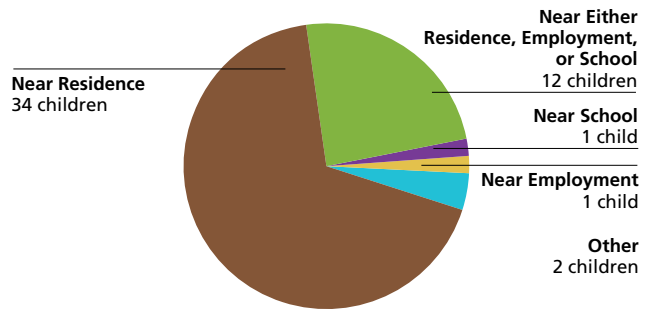
N=50



Source: LOCATE: Child Care at Maryland Family Network, Baltimore (7/1/23-6/30/24).

#### Children Served by Locational Preferences for Care

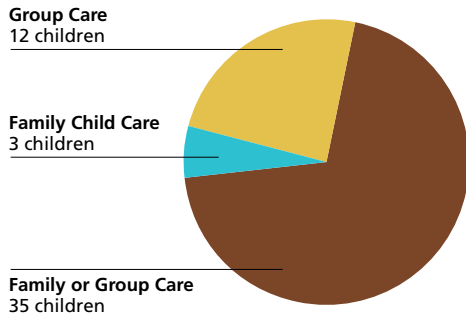
N=50



Source: LOCATE: Child Care at Maryland Family Network, Baltimore (7/1/23-6/30/24).

#### Children Served by Type of Care Preferred

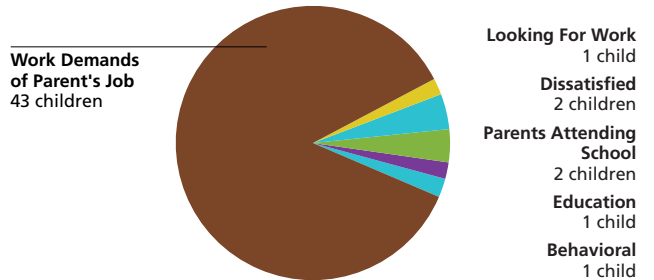
N=50



Source: LOCATE: Child Care at Maryland Family Network, Baltimore (7/1/23-6/30/24).

#### Reason Child Care is Needed

N=50



Source: LOCATE: Child Care at Maryland Family Network, Baltimore (7/1/23-6/30/24).



### Demand for Child Care

**Number of Children Served by LOCATE: Child Care**  
50 children (7/1/23-6/30/24)

#### Full-time or Part-time Care Needs of Children Served N=50

Full-time: 38 children

Part-time: 11 children

Other\*: 1 child

\* Includes requests for sick, backup and temporary care.  
Source: LOCATE: Child Care at Maryland Family Network, Baltimore (7/1/23-6/30/24).  
NOTE: Percentages may not total 100% because of rounding.

#### Child Care Scholarship Program (CCS)\*

**LOCATE Calls received from parents with children eligible for Child Care Scholarship**  
21 (42% of all calls)

**LOCATE Calls received from parents with children receiving Child Care Scholarship**  
9 (18% of all calls)

Source: LOCATE: Child Care at Maryland Family Network, Baltimore (7/1/23-6/30/24).  
\* Formerly Child Care Subsidy Program

### Supply of Child Care

#### Child Care Scholarship Program (CCS)\*

**Family Child Care Providers willing to care for CCS children in Charles County**  
58 (39% of all family providers in the county)

**Child Care Centers willing to care for CCS children in Charles County**  
32 (44% of all 8-12 hour centers in the county)

LOCATE: Child Care at Maryland Family Network Baltimore, June 2023.  
\* Formerly Child Care Subsidy Program

**FY 24 CCS Expenditure**  
\$14,121,511

**CCS Children Served**  
1,795

Source: Maryland State Department of Education, Office of Child Care.

#### Special Needs Child Care

**Family providers who serve/have served children with special needs<sup>1</sup>**  
63 (43% of all family providers in the county)

**Centers who serve/have served children with special needs**  
24 (33% of all 8-12 hour centers in the county)

Source: LOCATE: Child Care at Maryland Family Network, Baltimore (7/1/23-6/30/24).

<sup>1</sup>In 2023, LOCATE: Child Care changed the method of tracking providers with Special Needs Experience. Providers now are able to indicate experience with individual special needs. In 2024 and future years, this number will increase as we identify those providers. This number cannot be compared to earlier Demographics.

### Definitions

**The American Community Survey (ACS):** is an ongoing survey that provides vital information on a yearly basis about our nation and its people. Information from the survey generates data that help inform how trillions of dollars in federal funds are distributed each year. (Census.gov)

**Before/After-School Care:** School-Age child care offers care to children enrolled in Kindergarten or above. Care is provided before and/or after school and during school holidays/vacations. Programs are licensed by the Office of Child Care. Programs may operate from a school building or other licensed facility.

**Census of Population and Housing:** There are two versions of the Census questionnaire: a short form which asks a limited number of population and housing questions of all households, and a long form questionnaire which asks additional social and economic questions of a sample of all households. The user should note that data obtained from a sample are subject to sampling variability, and that there are limitations to many of these data.

**Child Care:** The care or supervision of a child when the child's parent has given the child's care over to another for some portion of a 24-hour-day as a supplement to the parent's primary care of the child. (OCC)

**Child Care Center:** Child care provided in a facility that, for part or all of the day, provides care to children in the absence of the parent. Centers are licensed by the Office of Child Care.

**Child Care Scholarship Program (CCS)\*:** Provides financial assistance to eligible families in securing care for their children in registered family child care homes or licensed child care centers while parents/guardians are attending school, working, or in job training.

**Children with Special Needs:** Children who, because of a disability or other special educational, developmental, physical, emotional, behavioral, or medical condition, require additional care, or whose activities are restricted by a certain condition. (OCC)

**Current Median Family Income:** Current, median family income is from the American Community Survey 2022.

**Current Population Estimates:** Current Population Estimates are based on the American Community Survey 2022.

**Educational Attainment:** The highest level of school completed or the highest degree received. Educational attainment figures were used for persons over 25 years of age. (U.S. Bureau of the Census)

**Employer-Sponsored Centers:** A child care center located on-site or off-site which is sponsored by a corporation,

business, or other employer. Employees are given priority for enrollment slots.

**Family Child Care:** The care given to a child younger than 13 years old or to a developmentally disabled person younger than 21 years old, in place of parental care for less than 24 hours a day, in a residence other than the child's residence and for which the provider is paid. Regulations allow a family child care provider to care for as many as eight children at any time. (OCC)

**Family Household Income:** Family includes a householder and one or more persons living in the same household who are related to the householder by birth, marriage, or adoption. A household can contain only one family for purposes of census tabulations. (U.S. Bureau of the Census)

**Head Start:** Project Head Start provides comprehensive developmental services for children from low-income families. Head Start is comprised of four components including Education, Health, Parent Involvement, and Social Services. Head Start Centers serve children from age 3 to school entry age from income eligible families.

**Infant/Toddler:** In the State of Maryland, "infant" means a child under 18 months old. "Toddler" means a child 18 months old or older but younger than 2 years old. (OCC) MFN reports "infant" as a child birth through 23 months of age.

**Kindergarten:** An instructional program for children who are 5 years old by September 1st of each academic year. Programs may be operated by a private or public school. Kindergarten is the year of school which precedes entrance to first grade.

**Nursery Schools:** An instructional program approved or exempted by the Maryland State Department of Education for children who are two through four years old. The maximum length of the program is 6 hours per day, however most operate only a few hours per day and may meet only two or three times per week for a nine month period.

**Owner Costs with Mortgage (Selected Monthly):** The sum of payments for mortgages, deeds of trust, contracts to purchase, or similar debts on the property; real estate taxes; fire hazard, and flood insurance on the property; utilities; and fuels. It also includes, where appropriate, the monthly condominium fees or mobile home costs. A housing unit is owner-occupied if the owner or co-owner lives in the unit even if it is mortgaged or not fully paid for. (U.S. Bureau of the Census)

## Definitions

**Part Day:** A program regulated by OCC with an educational focus for children one or two years before entering kindergarten. These programs are usually 2-3 hrs/day, 2-3 days/week, nine months/year.

**Pre-Kindergarten:** These are publicly funded pre-kindergarten programs for eligible 4-year-old children administered by local boards of education or qualified vendors. The programs have the overall goal of providing learning experiences to help children develop and maintain school readiness skills necessary for successful school performance. Local school systems shall enroll all 4-year-old applicants from economically disadvantaged or homeless families.

**Poverty Level:** The poverty guideline for a family of four persons was \$31,200 in 2023. (U.S. Department of Health and Human Services, Jan 2022)

**Renter Occupied Gross Monthly Rent:** Monthly contract rent plus the estimated average monthly cost of utilities and fuels, if these are paid by the renter. All occupied housing units which are not owner-occupied, whether they are rented for cash rent or occupied without payment of cash rent, are classified as renter-occupied. (U.S. Bureau of the Census)

**Unemployment Rate:** Civilians 16 years old and over are classified unemployed if they (1) were neither “at work” nor “with a job but not at work” during the reference week, and (2) were looking for work during the last four weeks, and (3) were available to accept a job. Also included were civilians who did not work at all during the reference week and were waiting to be called back to a job from which they had been laid off. (U.S. Bureau of the Census)

The Maryland Child Care Resource Network is a public/private partnership designed to expand and improve child care delivery in Maryland. Maryland Family Network manages the Network and operates as its Statewide Coordinating Entity. Funding for this publication was made available by Maryland Family Network, the Maryland State Department of Education, and Maryland's business community.

For more information regarding the Child Care Demographic Reports, contact:

**Maryland Family Network**  
1800 Washington Blvd, Ste 445  
Baltimore, Maryland 21230-2344  
tel 410.659.7701 fax 410.783.0814  
[www.marylandfamilynetwork.org](http://www.marylandfamilynetwork.org)

For information regarding technical assistance and training for the child care community, contact:

**The Promise Center**  
8395 Old Leonardtown Rd  
Hughesville, MD 20637  
tel 240.528.2288

*This publication was produced as a work for hire for the benefit of, and with funds from, the Maryland State Department of Education.*

©2025 Maryland State Department of Education

©2025 Maryland Family Network



**MARYLAND CHILD CARE  
RESOURCE NETWORK**

The Maryland Child Care Resource Network is a public/private partnership designed to expand and improve child care delivery in Maryland. Maryland Family Network manages the Network and operates as its Statewide Coordinating Entity.



This publication was produced as a work for hire for the benefit of, and with funds from, the Maryland State Department of Education.  
Content revised February 2025



**MARYLAND  
FAMILY  
NETWORK**

1800 WASHINGTON BLVD, STE 445  
BALTIMORE, MARYLAND 21230-2344  
TEL 410.659.7701 FAX 410.783.0814

[marylandfamilynetwork.org](http://marylandfamilynetwork.org)