



MARYLAND CHILD CARE  
RESOURCE NETWORK

CHILD CARE DEMOGRAPHICS • 2025

## Montgomery County Report

*The Maryland Child Care Resource Network and Maryland Family Network, Inc. are co-publishers of this Montgomery County Report for the Network's Maryland Child Care Demographics Report series. The series includes reports for the State, for each of Maryland's 23 counties and the City of Baltimore.*



MARYLAND  
FAMILY  
NETWORK

### Frequently Requested Child Care Information

Montgomery County has approximately 73,712 children from birth through age five, and 9.6 percent of them live in households below the poverty line. Meanwhile, the average weekly cost for full-time child care in Montgomery County is \$33,317 per year.

No one would suggest that public school teachers are paid what they deserve. However, child care providers, based on average gross income, earn far less than their public school counterparts, who earn \$86,686 on average. Meanwhile, in the same location, a family child care providers makes just \$55,878, and a child care center teacher earns only \$29,304. Many educators who we entrust to teach and care for our children are forced to rely on public assistance to make ends meet.

The Maryland General Assembly expanded access to the Maryland Child Care Scholarship Program in recent years. Also, in 2024, the Moore Administration committed new State funds in the amounts of \$218 million for FY 2024 and \$270 million for FY 2025 for the Child Care Scholarship Program (CCSP). These have proven to be a significant step in removing barriers to families' access to child care.

We encourage you to reach out to your local [Child Care Resource Center](#). MFN is the State Coordinating Entity of these centers which make up the Maryland Child Care Resource Network. Each center provides leadership, professional development, coaching, and other services to improve the quality, availability, and affordability of child care in communities across the state.

We hope the following demographic information is helpful as we continue to make improvements for Maryland's youngest children and those who care for them.

#### Child Population 2023

Age Group	Number in age group
0-2 years	36,059
3-4 years	25,518
5 years	12,135
6-8 years	39,614
9-11 years	42,499
<b>Total Children in Households Aged 0-11</b>	<b>155,825</b>

Source: US Bureau of the Census, American Community Survey 2013, 2023

#### Child Care Costs as Compared to Other Major Household Expenses

The estimated current median family income in Montgomery is \$158,399<sup>6</sup>. A family of four that included a couple and two children ages 0-23 months and 2-4 years can be expected to have the following yearly household expenses:

Expense	Cost	% of Income
Child Care	\$ 33,317	21.0%
Infant <sup>1</sup>	\$15,279.68	
Preschooler <sup>2</sup>	\$18,037.76	
Food <sup>3</sup>	\$ 12,851	8.1%
Housing <sup>4</sup>	\$ 34,776	22.0%
Taxes <sup>5</sup>	\$ 26,313	16.6%
<b>Total</b>	<b>\$ 107,257</b>	<b>67.7%</b>

<sup>1</sup>Average annual cost of care for an infant in a family child care home as reported by child care providers to LOCATE: Child Care 2023-2024. <sup>2</sup>Average annual cost of care for a two year old in a child care center as reported by providers to LOCATE: Child Care, 2023-2024. <sup>3</sup>National Average cost of food based on a moderate cost plan. (Moderate cost of food at home estimated for food family of four cost level. U.S. Department of Agriculture 20. <sup>4</sup>Home owner costs of a mortgage, American Community Survey, US Census. <sup>5</sup>smartasset.com: state and local taxes, federal taxes, Medicare and FICA. Does not reflect the earned income credit. <sup>6</sup>Current median income, ACS, US Census, 2023.

#### Average Weekly Cost of Full-time Child Care

Montgomery County	Family Child Care Programs	Child Care Centers
0-23 Months	\$346.01	\$609.57
2-4 Years	\$316.81	\$423.66
5 years <sup>1</sup>	\$300.44	\$401.03
School Age Full <sup>2</sup>	\$269.70	\$358.46
Before/After School Care <sup>3</sup>	\$183.39	\$217.05

Average weekly cost of Full-time care as reported by child care programs to MFN's LOCATE: Child Care. <sup>1</sup>Average weekly cost of care a 5 year old. Defined as child being in full time child care or being in kindergarten and out-of school child care i.e. holidays, school closures and summers. <sup>2</sup>Average weekly cost of care for a 6+ year old school age child, out of school child care. <sup>3</sup>Average weekly cost of before and after school care.

### Population Information

#### Child Population

	2013		2023	
	Montgomery	Maryland	Montgomery	Maryland
0-2 years	38,851	214,524	36,059	207,705
3-4 years	25,975	151,773	25,518	151,635
5 years	12,354	75,351	12,135	73,868
6-8 years	39,322	217,506	39,614	224,060
9-11 years	39,537	225,975	42,499	235,994
Total	156,039	885,129	155,825	893,262

Source: US Bureau of the Census, American Community Survey 2013, 2023

Age breakouts in the ACS are slightly different instead of ages 0-1; 2-4; 5-9; and 10-11 they are 0-2; 3-4; 5; 6-8; and 9-11

#### Female Population (selected ages)

Age Group	2013	2023
Aged 20-24	26,424	29,228
Aged 25-29	33,944	30,741
Aged 30-34	35,278	33,845
Total Aged 20-34	95,646	93,814

Source: US Bureau of the Census, American Community Survey 2013, 2023

#### Work Force Information

##### Total Population Ages 16+ in Work Force

	Montgomery	Maryland
<b>2023</b>		
Females	287,423	1,622,793
Males	306,295	1,726,909
<b>2013</b>		
Females	276,049	1,581,677
Males	293,524	1,650,181
<b>Change</b>		
Females	4.1%	2.6%
Males	4.4%	4.6%

Source: US Bureau of the Census, American Community Survey 2013, 2023

\* Does not include the population Not in the Labor Force

#### Females Aged 16+ with Children

Age Group	2013	2023	Change
Total Children Under 6 years old	75,013	71,316	-4.9%
Children Under 6 with all custodial parents working	52,702	53,917	2.3%
Total Children 6-17 years old	154,202	163,234	5.9%
Children 6-17 with all custodial parents working	118,154	129,963	10.0%

Source: US Bureau of the Census, American Community Survey 2013, 2023

#### Total Population

	Montgomery	Maryland
2023	1,057,586	6,170,738
2022	1,056,910	6,161,707
2021	1,057,201	6,148,545
2013	989,474	5,834,299
2011	959,738	5,736,545
2000	873,341	5,296,486
1990	757,027	4,780,753
1980	579,053	4,216,975

Source: US Bureau of the Census, 1980, 1990, 2000; American Community Survey 2011, 2013, 2021, 2022, 2023

#### Male Population (selected ages)

Age Group	2013	2023
Aged 20-24	27,648	29,384
Aged 25-29	33,101	30,263
Aged 30-34	33,210	32,906
Total Aged 20-34	93,959	92,553

Source: US Bureau of the Census, American Community Survey 2013, 2023

#### Households

	2013	2023
Total household population	980,893	1,049,064
Total number of households	360,563	387,881
Average household size	2.72	2.70

Source: US Bureau of the Census, American Community Survey 2013, 2023

#### Females Aged 16+ with Children Under 18

Age Group	2013	2023	Change
Females (16+) with children under 18	113,749	113,267	-0.4%
Females (16+) with children under 18, in the workforce	83,634	87,666	4.8%

Source: US Bureau of the Census, American Community Survey 2013, 2023

### Census Information

#### Families and Poverty

	2011	% in Poverty	2022	% in Poverty	% Change
All Families	248,311		265,852		7.1%
Families Below Poverty Level	11,283	4.5%	13,039	4.9%	15.6%
All Families with Children Under 5	48,432		43,954		-9.2%
All Families w Children Under 5 Below Poverty Level	3,968	8.2%	3,896	8.9%	-1.8%
All Families w Children Under 18	127,545		129,798		1.8%
All Families w Children Under 18 Below Poverty Level	8,629	6.8%	8,761	6.7%	1.5%

Source: US Bureau of the Census, American Community Survey 2013, 2023

#### Children and Poverty

	2013	% in Poverty	2023	% in Poverty	% Change
Total Related Children Under 18	233,335		239,477		2.6%
Total Children Under 18 Below Poverty Level	19,210	8.2%	20,059	8.4%	4.4%
Total Children Under 5 Below Poverty Level	5,685	8.9%	5,788	9.6%	1.8%
Children 5-17 Below Poverty Level	13,525	8.0%	14,271	8.0%	5.5%

Source: US Bureau of the Census, American Community Survey 2013, 2023

#### Educational Attainment for Adults over 25 Years

	Montgomery	% of Adults	Maryland	% of Adults
Total Adults Aged 25 or More	733,108		3,922,827	
High School Graduate or Higher	668,946	91.2%	3,479,996	88.7%
Bachelors Degree or Higher	441,960	60.3%	1,443,918	36.8%

Source: US Bureau of the Census, American Community Survey 2023

#### Families

Montgomery	2013	2023	% Change
Total Families	248,311	265,852	7.1%
Total # of All Families with Related Children Under Age 6*	50,202	45,501	-9.4%
Total # of All Families with Related Children Under Age 18	120,403	120,855	0.4%
Maryland	2013	2023	% Change
Total Families	1,529,098	1,438,269	-5.9%
Total # of All Families with Related Children Under Age 6*	259,293	265,044	2.2%
Total # of All Families with Related Children Under Age 18	643,591	646,709	0.5%

Source: US Bureau of the Census, American Community Survey 2013, 2023

\*Includes Families with children under 6 AND Families with children under 6 and aged 6-17

### Income, Unemployment and Housing Information

#### Annual Wage Rate Information

Public School Teacher Average Salary (Montgomery County) <sup>1</sup>	\$86,686
Public School Teacher Average Salary (Maryland) <sup>1</sup>	\$79,420
Family Child Care Provider Gross Income (Montgomery County) <sup>2</sup>	\$55,878
Child Care Center Director (Montgomery County) <sup>3</sup>	\$47,141
Center Senior Staff/Teacher (Montgomery County) <sup>3</sup>	\$29,304
Center Aide (Montgomery County) <sup>3</sup>	\$19,825

<sup>1</sup>Average Teacher Salary, MSDE. <sup>2</sup>Gross pay based on average cost of care, as reported to LOCATE by child care providers. <sup>3</sup>Salary as reported to LOCATE: Child Care by center directors.

#### Family Income

##### Median Family Income

Montgomery	\$158,399
Maryland	\$88,738

Source: US Bureau of the Census, American Community Survey 2023

##### Median Household Income<sup>1</sup>:

Montgomery	\$128,733
Maryland	\$73,538

##### Income Distribution Percent Households

	Montgomery	Maryland
Under \$25,000	8.1%	11.3%
\$25,000-\$49,999	9.8%	12.7%
\$50,000-\$74,999	10.7%	13.2%
\$75,000 +	71.5%	62.9%
Total Households	3 387,881	2,339,510

Source: US Bureau of the Census, American Community Survey 2023

#### Housing Information

	Montgomery	%	Maryland	%
Owner-Occupied housing	253,448	65.3%	1,578,702	67.5%
Renter-Occupied housing	134,433	34.7%	760,808	32.5%
Mean Value of Owner-Occupied Housing	\$615,200		\$397,700	
Median Selected Monthly Owner Costs with a Mortgage	\$2,898		\$2,301	
Median Gross Residential Monthly Rent	\$2,030		\$1,662	

Source: US Bureau of the Census, American Community Survey 2023

#### Unemployment Rate

	Montgomery	Maryland
2001	2.6%	4.0%
2002	2.5%	3.9%
2003	2.5%	4.1%
2004	2.2%	3.9%
2005	2.8%	3.9%
2006	2.7%	3.7%
2007	2.7%	3.6%
2008	3.3%	4.5%
2009	5.3%	7.1%
2010	5.5%	7.3%
2011	5.5%	7.2%
2012	4.9%	6.5%
2013	4.9%	6.2%
2014	4.5%	5.6%
2015	4.0%	5.0%
2016	3.6%	4.5%
2017	3.2%	4.3%
2018	3.8%	4.5%
2019	3.4%	3.9%
2020	8.1%	8.3%
2021	6.4%	6.7%
2022	3.3%	3.7%
2023	1.5%	1.7%
2024	3.0%	3.2%

MD Department of Labor Local Area Unemployment Statistics (LAUS) June 2024.

### Supply of Regulated Early Childhood Programs and Education

#### Children’s Programs by Type with Capacity

	# of Programs	Capacity
Registered Family Child Care Providers and Large Family Child Care Homes	698	5,618
Licensed and Letter of Compliance Child Care Centers	489	38,194
Public Pre-Kindergarten	65	N/A
Head Start	26	648
Early Head Start	1	196

#### Of the child care providers in the Maryland\*\*

- 172 are licensed to accept infants with 1772 total infant capacity
- 25 are Head Start programs
- 2 are Early Head Start programs
- 121 are nursery schools
- 59 offer Part Day
- 302 offer before and/or after school care with a capacity of 24,649

\* State Funded

\*\* The programs in this section do not total because a program may offer more than one of these options

\*\*\* Federally Funded. MSDE

Source Maryland Family Network, LOCATE Child Care and Maryland State Department of Education, and HHS Office of Head Start.

# of Programs: MFN LOCATE: Child Care 2024

#### Education

##### Public and Private Schools (Elementary and Middle)

	Public	Private*
Elementary Schools	137	8
Middle Schools	40	0
Combined Elementary and Middle	0	134

##### Elementary School Enrollment

	Public	Private*
Pre-kindergarten	4,435	3,214
Kindergarten	10,353	2,008
Grades 1-5	69,247	10,066
Total	84,035	15,288

Source: MSDE 2023-2024 school year. Enrollment figures are for September 2023.

\* Self reported data from Maryland nonpublic schools to MSDE.

### Supply of Regulated Early Childhood Programs and Education

#### Density of Family Providers and Center Programs by Community/Zip Code

The following chart shows the number of registered family child care providers and licensed full-day child care centers in Montgomery as of June 30, 2024.

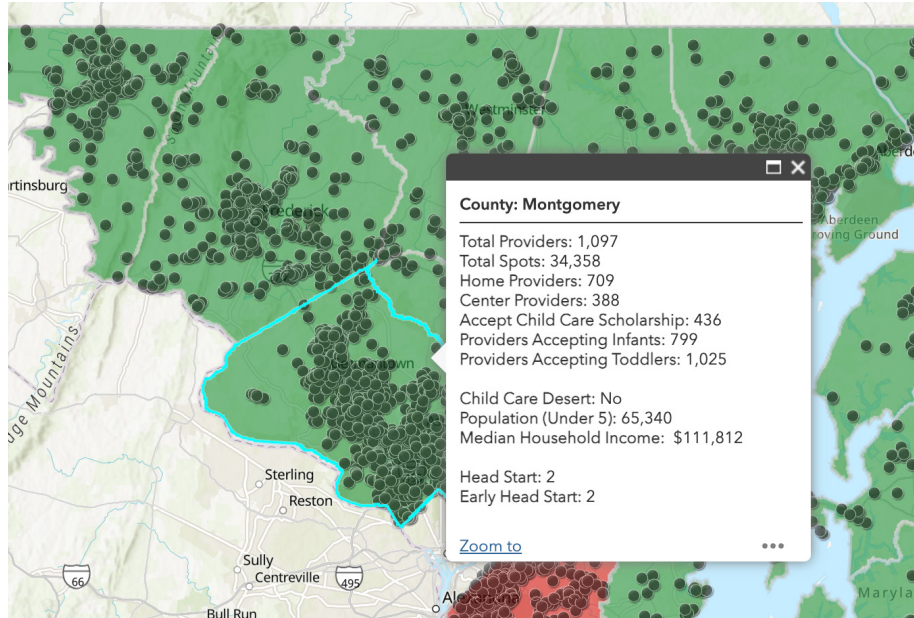
Community/ Zip Code	Family Providers	8-12 Hour %	Centers	%
Ashton 20861	1	0.1%	3	0.6%
Barnesville 20838	0	0.0%	1	0.2%
Bethesda 20814	9	1.3%	25	5.1%
Bethesda 20816	2	0.3%	11	2.2%
Bethesda 20817	19	2.7%	29	5.9%
Bethesda 20892	0	0.0%	2	0.4%
Boyd's 20841	7	1.0%	3	0.6%
Brookeville 20833	3	0.4%	1	0.2%
Burtonsville 20866	17	2.4%	4	0.8%
Cabin John 20818	0	0.0%	1	0.2%
Chevy Chase 20815	1	0.1%	16	3.3%
Clarksburg 20871	40	5.7%	8	1.6%
Damascus 20872	17	2.4%	8	1.6%
Darnestown 20874	0	0.0%	1	0.2%
Darnestown 20878	0	0.0%	2	0.4%
Derwood 20855	6	0.9%	4	0.8%
Gaithersburg 20877	23	3.3%	17	3.5%
Gaithersburg 20878	28	4.0%	16	3.3%
Gaithersburg 20879	18	2.6%	9	1.8%
Gaithersburg 20882	6	0.9%	3	0.6%
Gaithersburg 20886	2	0.3%	1	0.2%
Garrett Park 20896	0	0.0%	3	0.6%
Germantown 20874	58	8.3%	25	5.1%
Germantown 20876	32	4.6%	15	3.1%
Kensington 20895	6	0.9%	14	2.9%
Laytonsville 20882	1	0.1%	1	0.2%
Montgomery Village 20886	19	2.7%	8	1.6%
Mount Airy 21771	2	0.3%	4	0.8%

Community/ Zip Code	Family Providers	%	8-12 Hour Centers	%
North Potomac 20878	15	2.1%	8	1.6%
Olney 20832	26	3.7%	12	2.5%
Poolesville 20837	2	0.3%	4	0.8%
Potomac 20854	16	2.3%	27	5.5%
Rockville 20850	18	2.6%	30	6.1%
Rockville 20851	17	2.4%	9	1.8%
Rockville 20852	11	1.6%	27	5.5%
Rockville 20853	33	4.7%	14	2.9%
Rockville 20854	0	0.0%	3	0.6%
Rockville 20855	9	1.3%	6	1.2%
Sandy Spring 20860	1	0.1%	3	0.6%
Silver Spring 20901	38	5.4%	16	3.3%
Silver Spring 20902	60	8.6%	17	3.5%
Silver Spring 20903	14	2.0%	2	0.4%
Silver Spring 20904	41	5.9%	23	4.7%
Silver Spring 20905	12	1.7%	9	1.8%
Silver Spring 20906	50	7.2%	14	2.9%
Silver Spring 20910	6	0.9%	15	3.1%
Silver Spring 20993	0	0.0%	1	0.2%
Spencerville 20868	1	0.1%	2	0.4%
Takoma Park 20912	8	1.1%	11	2.2%
Wheaton 20902	3	0.4%	1	0.2%
<b>Totals</b>	<b>698</b>	<b>100.0%</b>	<b>489</b>	<b>100.0%</b>

Source: MFN/LOCATE: Child Care, 6/24. NOTE: Percentages may not total 100% because of rounding.

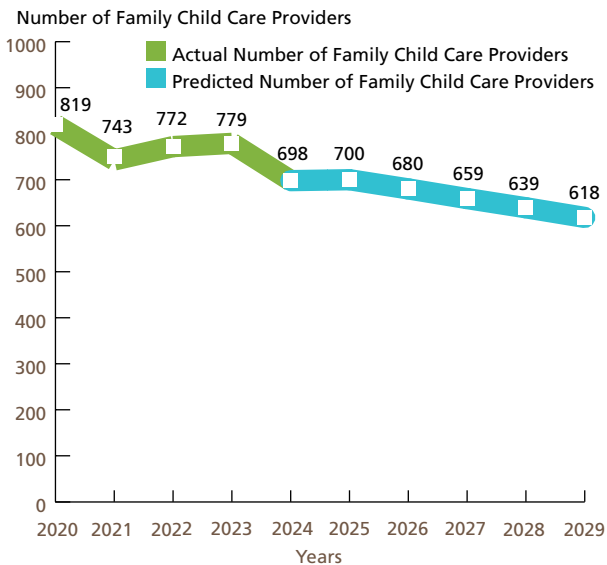
### Supply of Regulated Child Care

Maryland Family Network and Upfront partnered to create a [real-time map](#) of Maryland's child care landscape to identify deserts by county, legislative, and congressional districts.

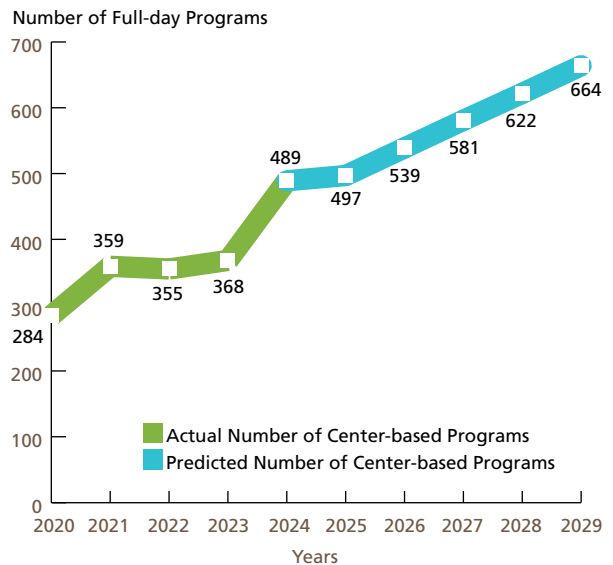


### Past and Anticipated Growth Patterns for Family/Center Providers

Family Child Care Providers in Montgomery 2020-2029



Center-based Programs in Montgomery 2020-2029 Full-day (8 to 12 hours)



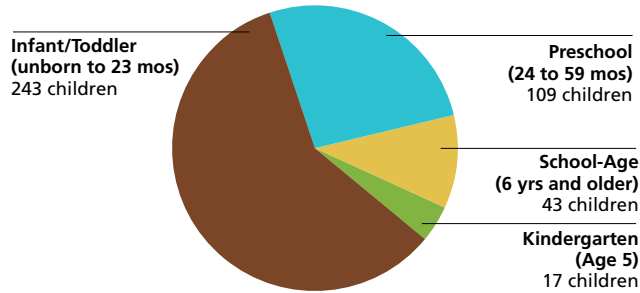
Source: Maryland Family Network, LOCATE: Child Care (June 2024)



### Demand for Child Care

#### Children Served by Age

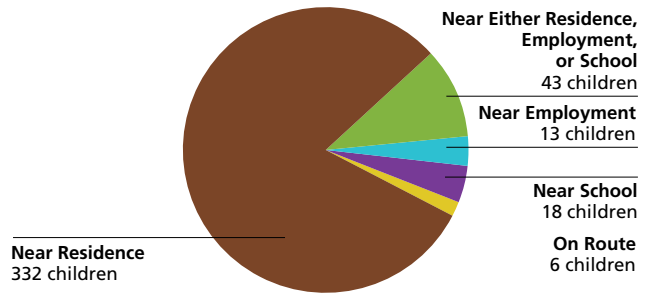
N=412



Source: LOCATE: Child Care at Maryland Family Network, Baltimore (7/1/23-6/30/24).  
NOTE: Percentages may not total 100% because of rounding.

#### Children Served by Locational Preferences for Care

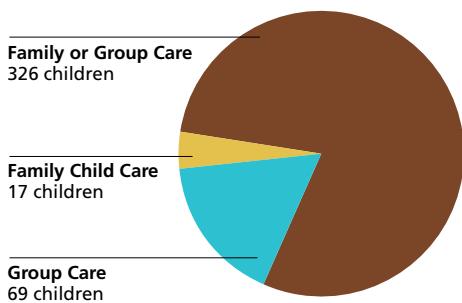
N=412



Source: LOCATE: Child Care at Maryland Family Network, Baltimore (7/1/23-6/30/24).  
NOTE: Percentages may not total 100% because of rounding.

#### Children Served by Type of Care Preferred

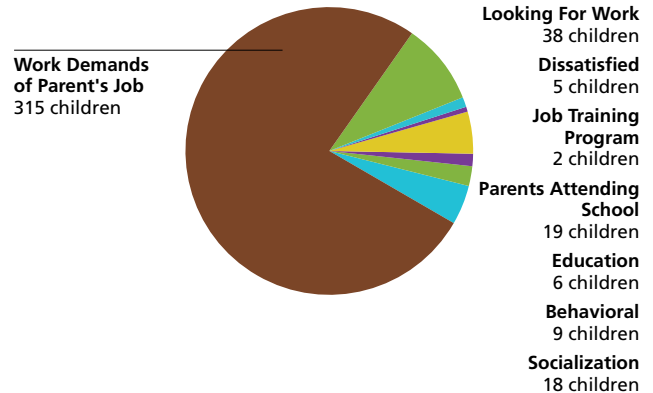
N=412



Source: LOCATE: Child Care at Maryland Family Network, Baltimore (7/1/23-6/30/24).  
NOTE: Percentages may not total 100% because of rounding.

#### Reason Child Care is Needed

N=412



Source: LOCATE: Child Care at Maryland Family Network, Baltimore (7/1/23-6/30/24).  
NOTE: Percentages may not total 100% because of rounding.

### Demand for Child Care

**Number of Children Served by LOCATE: Child Care**  
412 children (7/1/23-6/30/24)

**Full-time or Part-time Care Needs of Children Served** N=412

Full-time: 330 children

Part-time: 57 children

Other\*: 23 children

\* Includes requests for sick, backup and temporary care.

Source: LOCATE: Child Care at Maryland Family Network, Baltimore (7/1/23-6/30/24).  
Note: Percentage may not total 100% because of rounding.

### Working Parents Assistance Program (WPA)\*

**Number of Family Child Care Providers serving WPA Children in Montgomery**  
91

**Number of Child Care Centers serving WPA Children in Montgomery**  
148

**Total Allocated funding for WPA**  
\$6,710,423 = 1,366 children served

\* WPA is a subsidy program in Montgomery County Maryland offering additional child care financial assistance to residents of Montgomery County.

Source: Montgomery County Government, 2024.

### Supply of Child Care

#### Child Care Scholarship Program (CCS)\*

**LOCATE Calls received from parents with children eligible for Child Care Scholarship**  
121 (29% of all calls)

**LOCATE Calls received from parents with children receiving Child Care Scholarship**  
137 (33% of all calls)

Source: LOCATE: Child Care at Maryland Family Network, Baltimore (7/1/23-6/30/24).  
\* Formerly Child Care Subsidy Program

#### Child Care Scholarship Program (CCS)\*

**Family Child Care Providers willing to care for CCS children in Montgomery County**  
251 (36% of all family providers in the county)

**Child Care Centers willing to care for CCS children in Montgomery County**  
193 (39% of all 8-12 hour centers in the county)

LOCATE: Child Care at Maryland Family Network Baltimore, June 2023.  
\* Formerly Child Care Subsidy Program

**FY 24 CCS Expenditure**  
\$83,243,243

**CCS Children Served**  
7,301

Source: Maryland State Department of Education, Office of Child Care.

#### Special Needs Child Care

**Family providers who serve/have served children with special needs<sup>1</sup>**  
237 (34% of all family providers in the county)

**Centers who serve/have served children with special needs**  
186 (38% of all 8-12 hour centers in the county)

Source: LOCATE: Child Care at Maryland Family Network, Baltimore (7/1/23-6/30/24).

<sup>1</sup>In 2023, LOCATE: Child Care changed the method of tracking providers with Special Needs Experience. Providers now are able to indicate experience with individual special needs. In 2024 and future years, this number will increase as we identify those providers. This number cannot be compared to earlier Demographics.

### Definitions

**The American Community Survey (ACS):** is an ongoing survey that provides vital information on a yearly basis about our nation and its people. Information from the survey generates data that help inform how trillions of dollars in federal funds are distributed each year. (Census.gov)

**Before/After-School Care:** School-Age child care offers care to children enrolled in Kindergarten or above. Care is provided before and/or after school and during school holidays/vacations. Programs are licensed by the Office of Child Care. Programs may operate from a school building or other licensed facility.

**Census of Population and Housing:** There are two versions of the Census questionnaire: a short form which asks a limited number of population and housing questions of all households, and a long form questionnaire which asks additional social and economic questions of a sample of all households. The user should note that data obtained from a sample are subject to sampling variability, and that there are limitations to many of these data.

**Child Care:** The care or supervision of a child when the child's parent has given the child's care over to another for some portion of a 24-hour-day as a supplement to the parent's primary care of the child. (OCC)

**Child Care Center:** Child care provided in a facility that, for part or all of the day, provides care to children in the absence of the parent. Centers are licensed by the Office of Child Care.

**Child Care Scholarship Program (CCS)\*:** Provides financial assistance to eligible families in securing care for their children in registered family child care homes or licensed child care centers while parents/guardians are attending school, working, or in job training.

**Children with Special Needs:** Children who, because of a disability or other special educational, developmental, physical, emotional, behavioral, or medical condition, require additional care, or whose activities are restricted by a certain condition. (OCC)

**Current Median Family Income:** Current median family income is the value shown in a Geolytics Report dated July 2021.

**Current Population Estimates:** Current Population Estimates are based on the American Community Survey 2022.

**Educational Attainment:** The highest level of school completed or the highest degree received. Educational attainment figures were used for persons over 25 years of age. (U.S. Bureau of the Census)

**Employer-Sponsored Centers:** A child care center located on-site or off-site which is sponsored by a corporation, business, or other employer. Employees are given priority for enrollment slots.

**Family Child Care:** The care given to a child younger than 13 years old or to a developmentally disabled person younger than 21 years old, in place of parental care for less than 24 hours a day, in a residence other than the child's residence and for which the provider is paid. Regulations allow a family child care provider to care for as many as eight children at any time. (OCC)

**Family Household Income:** Family includes a householder and one or more persons living in the same household who are related to the householder by birth, marriage, or adoption. A household can contain only one family for purposes of census tabulations. (U.S. Bureau of the Census)

**Head Start:** Project Head Start provides comprehensive developmental services for children from low-income families. Head Start is comprised of four components including Education, Health, Parent Involvement, and Social Services. Head Start Centers serve children from age 3 to school entry age from income eligible families.

**Infant/Toddler:** In the State of Maryland, "infant" means a child under 18 months old. "Toddler" means a child 18 months old or older but younger than 2 years old. (OCC) MFN reports "infant" as a child birth through 23 months of age.

**Kindergarten:** An instructional program for children who are 5 years old by September 1st of each academic year. Programs may be operated by a private or public school. Kindergarten is the year of school which precedes entrance to first grade.

**Nursery Schools:** An instructional program approved or exempted by the Maryland State Department of Education for children who are two through four years old. The maximum length of the program is 6 hours per day, however most operate only a few hours per day and may meet only two or three times per week for a nine month period.

**Owner Costs with Mortgage (Selected Monthly):** The sum of payments for mortgages, deeds of trust, contracts to purchase, or similar debts on the property; real estate taxes; fire hazard, and flood insurance on the property; utilities; and fuels. It also includes, where appropriate, the monthly condominium fees or mobile home costs. A housing unit is owner-occupied if the owner or co-owner lives in the unit even if it is mortgaged or not fully paid for. (U.S. Bureau of the Census)

### Definitions, cont.

**Part Day:** A program regulated by OCC with an educational focus for children one or two years before entering kindergarten. These programs are usually 2-3 hrs/day, 2-3 days/week, nine months/year.

**Pre-Kindergarten:** These are publicly funded pre-kindergarten programs for eligible 4-year-old children administered by local boards of education or qualified vendors. The programs have the overall goal of providing learning experiences to help children develop and maintain school readiness skills necessary for successful school performance. Local school systems shall enroll all 4-year-old applicants from economically disadvantaged or homeless families.

**Poverty Level:** The poverty guideline for a family of four persons was \$31,200 in 2023. (U.S. Department of Health and Human Services, Jan 2022)

**Renter Occupied Gross Monthly Rent:** Monthly contract rent plus the estimated average monthly cost of utilities and fuels, if these are paid by the renter. All occupied housing units which are not owner-occupied, whether they are rented for cash rent or occupied without payment of cash rent, are classified as renter-occupied. (U.S. Bureau of the Census)

**Unemployment Rate:** Civilians 16 years old and over are classified unemployed if they (1) were neither "at work" nor "with a job but not at work" during the reference week, and (2) were looking for work during the last four weeks, and (3) were available to accept a job. Also included were civilians who did not work at all during the reference week and were waiting to be called back to a job from which they had been laid off. (U.S. Bureau of the Census)

The Maryland Child Care Resource Network is a public/private partnership designed to expand and improve child care delivery in Maryland. Maryland Family Network manages the Network and operates as its Statewide Coordinating Entity. Funding for this publication was made available by Maryland Family Network, the Maryland State Department of Education, and Maryland's business community.

For more information regarding the Child Care Demographic Reports, contact:

**Maryland Family Network**

1800 Washington Blvd, Ste 445  
Baltimore, Maryland 21230-2344  
tel 410.659.7701 fax 410.783.0814  
[www.marylandfamilynetwork.org](http://www.marylandfamilynetwork.org)

For information regarding technical assistance and training for the child care community, contact:

**Montgomery County Child Care Resource and Referral Center**

Montgomery County Department of  
Health & Human Services  
1401 Rockville Pike, Suite 200  
Rockville, MD 20852  
tel 240.777.GROW (4769)

*This publication was produced as a work for hire for the benefit of, and with funds from, the Maryland State Department of Education.*

©2025 Maryland State Department of Education

©2025 Maryland Family Network



MARYLAND CHILD CARE  
RESOURCE NETWORK

The Maryland Child Care Resource Network is a public/private partnership designed to expand and improve child care delivery in Maryland. Maryland Family Network manages the Network and operates as its Statewide Coordinating Entity.



This publication was produced as a work for hire for the benefit of, and with funds from, the Maryland State Department of Education.

Content revised February 2025



MARYLAND  
FAMILY  
NETWORK

1800 WASHINGTON BLVD, STE 445  
BALTIMORE, MARYLAND 21230-2344  
TEL 410.659.7701 FAX 410.783.0814

[marylandfamilynetwork.org](http://marylandfamilynetwork.org)